

HÄFELE

Let's
Reimagine

TM



LOOX5

The LED lighting system
for furniture and rooms.

5



Introduction

Dear Customer,

Häfele has pioneered the way interior fittings are sold across the globe for many years now. Being a German company our foremost concern has always been to offer our customers products that are at the cutting edge of functionality and design; and backed by the highest standards in Customer Service. In our markets, we are increasingly being recognized as a one-stop interior specialist brand that can enable functionality for any interior design through a holistic solution offering, be it door hardware, furniture or kitchen fittings, sliding systems, built-in appliances, bathroom solutions, furniture lighting and interior surfaces.

Keeping this proposition in mind, we are happy to introduce to you our one-of-its-kind, comprehensive lighting catalogue that will enable you to effectively plan the lighting needs for your home. Through this catalogue, we share with you our knowledge and expertise in understanding the functionality of different types of lighting options and how they work effectively to enhance your interior spaces. This catalogue takes you through the entire range of Häfele's 5th Generation Furniture Lighting Solutions – Loox5 that encapsulates the essence of four generations of lighting systems that have redefined home ambience and ergonomics over the last 10 years.

Loox5 takes lighting to the next level. Inspired by the demands of time, Loox5 makes lights easy, logical and linear. These lights have not just been designed but in fact have been engineered keeping the utmost comfort for the consumers in mind. The range presents itself as a unique combination of elegant design and state-of-the-art technology making it the perfect choice for any home furniture application; be it Task Lighting for Kitchen Cabinets and Plinths, Decorative Lighting for Living Room Showcases, Mood Lighting for Bedroom Applications or pure Functional Lighting in Wardrobes.

Häfele's Loox Lighting System meets the increasing demands for lighting in furniture and rooms just as well as the growing need for networking, digitalisation and maximum simplicity, and flexibility. It answers the questions that are driving our time. It's easier, better and above all, much smarter than its

predecessors. It pays tribute to the demands of the furniture industry with its high reliability, even with around-the-clock operation. The Loox5 lighting system features a significant increase in performance, indispensable for linear lighting that is in great demand in the LED sector.

The planning of light in furniture and furnishings puts a multitude of demands on architects, electricians, contractors and finishers, and even developers and operators. The practical, aesthetic and emotional aspects of lighting ensure that the proposed concepts contribute to unique and flexible room design; in residential, commercial, office and display settings as well as in hotels and serviced apartments. We at Häfele put this important element of light planning at the centre of a comprehensive collection of ideas; it comes as no surprise, therefore, that we are the pioneers of 'furniture lighting' with the widest range of lighting solutions for furniture.

So, go through the many solutions presented in our Loox5 catalogue and visit our Design Showrooms for an informed dialogue with me or the Häfele team. We look forward to partnering with you and assisting every need you may have to make your dream homes a reality.

Enjoy.

Jürgen Wolf
Managing Director
Häfele South Asia

Hafele

Reassuring Expertise



"For almost 10 decades, we've been helping people make more of their homes.

Established in Germany, and now operating worldwide, we specialise in the fittings, hardware and systems that improve the way your home works. So when you choose our products as part of your new or reformed home, you know you're getting the benefit of extensive knowledge and decades of experience.

And we're still a family business, owned and managed by family members who really care about the products and service we provide. You can rely on our commitment to the highest standards of quality and reliability, founded on a long tradition of German engineering where attention to detail is second nature.

All our home improvement ideas are built to last – day in, day out – we want you to get the very best from every corner of your home, for many years to come."

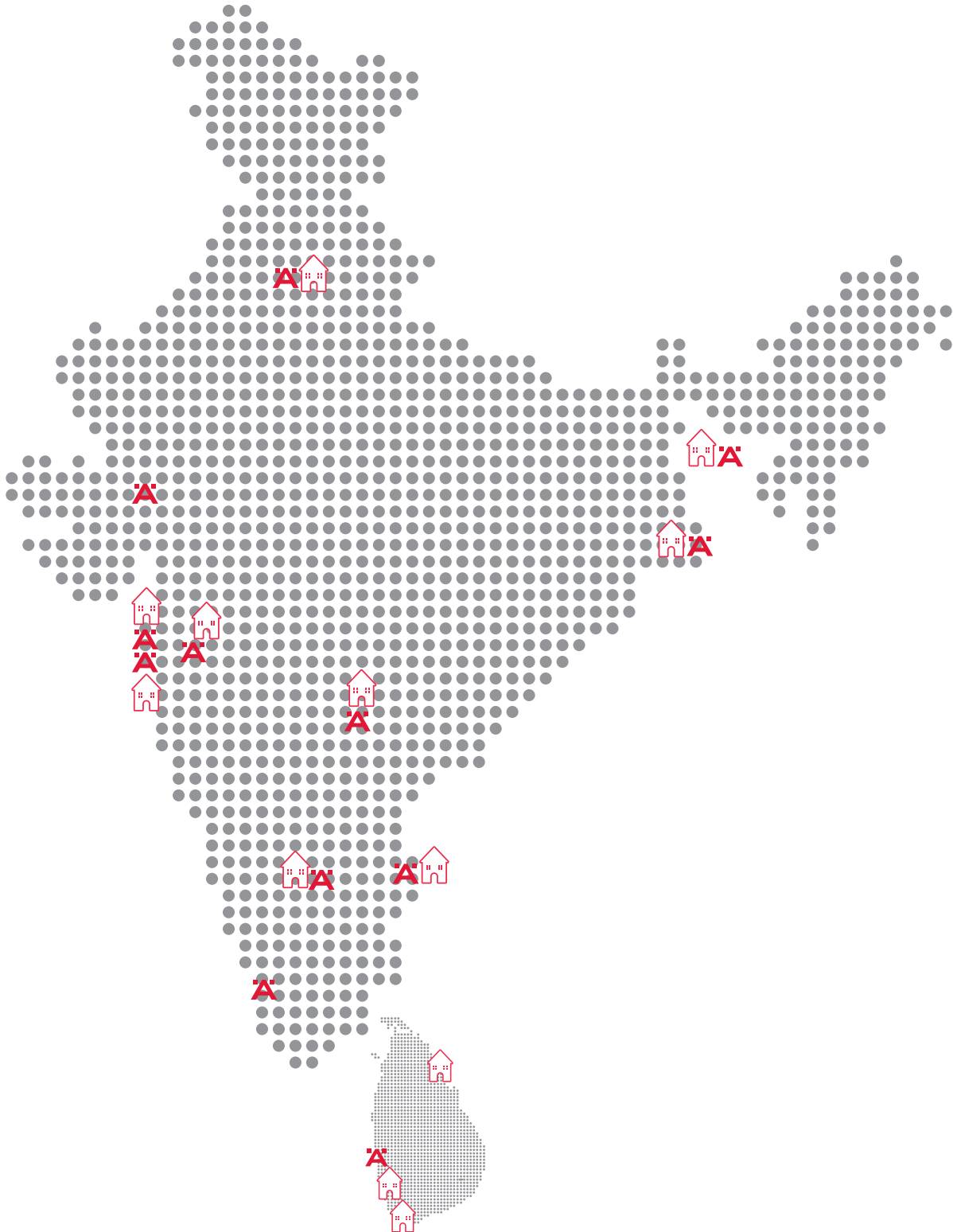
Hafele Worldwide



With its origin in 1923 in a small town named 'Nagold' from the Swabian region of Germany that nurses a passion for hardware technology, it is no surprise that Häfele has lived up to its roots through a successful presence in the architectural and furniture hardware industry for over 9 decades now. Today, Häfele's worldwide penetration includes 38 subsidiaries across Europe, America, Asia, Australia and New Zealand. With these subsidiaries and numerous other sales organisations, Häfele operates in over 150 countries. The Häfele headquarters, 4 manufacturing units and 10 sales offices are located within Germany; while 1 manufacturing unit is located at Budapest, Hungary. The company also owns one of the largest and most sophisticated warehouses in its home country. The Häfele worldwide workforce is empowered by a base of over 8100 employees.

The group services over 150,000 customers across the globe through its extensive range of hardware products and a comprehensive logistics system. In addition to this, Häfele also provides consultative services to its customers, educating and advising them about buying the correct hardware as per their requirements. With this level of market penetration and ability to handle worldwide demand, it comes as no surprise that the company is an authority in the segment of home interior solutions; what is pleasantly surprising, though, is that in spite of its size, Häfele still remains a family owned and run business with a unique, friendly and value-centric work culture which is strongly followed among all its subsidiaries.

Hafele India



 Head Office & Regional Offices

 Hafele Design Showrooms



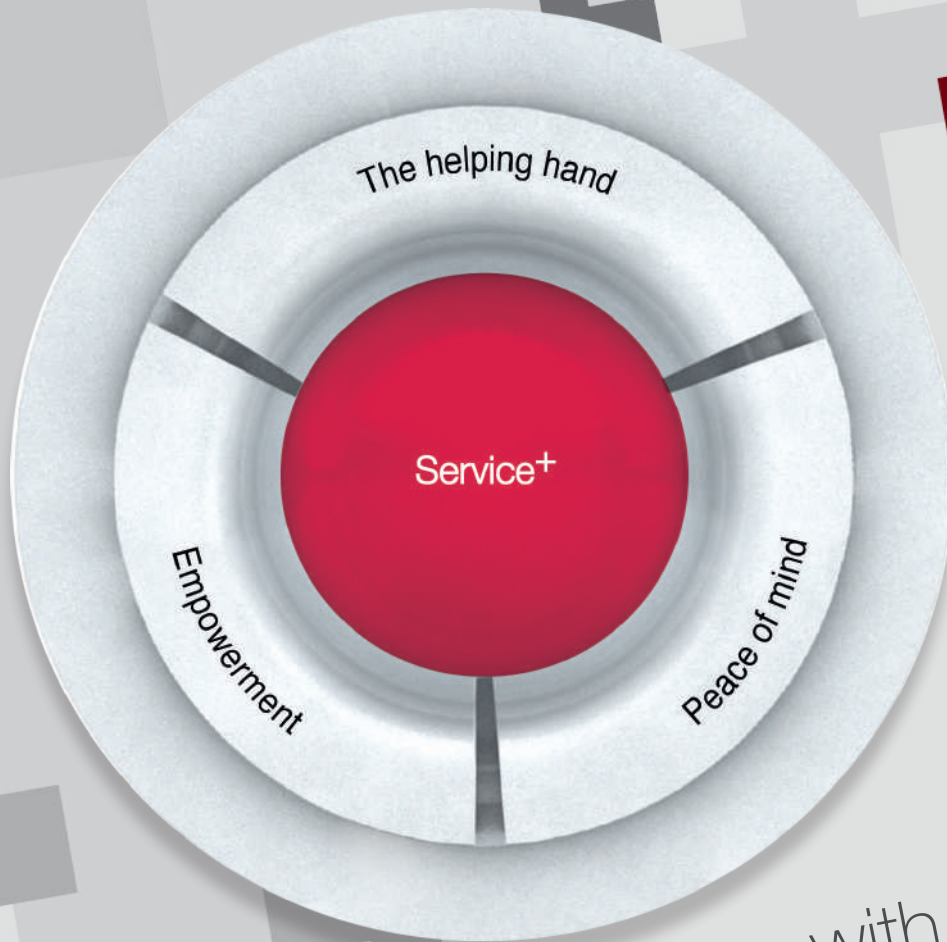
Häfele India is a wholly-owned subsidiary of the Häfele Global network and has been operating in India since 2003 under the leadership of Mr. Jürgen Wolf (Managing Director). The ability of the company to understand the diverse Indian market has made it an authority in the field of architectural hardware, furniture and kitchen fittings and accessories. The company also has a strong presence in synergized product categories namely Home Appliances, Furniture Lighting, Sanitary and Surfaces catering to the focused demand from these industries.

The subsidiary has a strong nation-wide presence with offices in Mumbai, Pune, Ahmedabad, Bangalore, Chennai, Hyderabad, Delhi, Kolkata and Cochin. It has full-scale operations in Sri Lanka and Bangladesh with Regional offices and Design Showrooms in both the countries; and has also spread its operations to other regions of South Asia including Nepal, Bhutan and Maldives.

Häfele's design showrooms are hubs of international home interior trends and cutting edge designs presented in a world-class environment, where customers can see home solutions in their inherent applications. These showrooms function as a one-stop-shop for all home interior and improvement needs - from providing in-depth technical advice to kitchen and wardrobe designing services through a team of experts stationed at the showroom.

Häfele India services its customers with a base of over 1300 employees, a well-networked Franchise base of over 190 shops along with over 500 direct dealers and 90+ distributors who in turn cater to over 8000 satellite dealers. The subsidiary has a sophisticated Logistics centre in Mumbai along with distribution centres in Delhi, Bangalore, Kolkata and Colombo respectively.





Experience More with **Service+**

Our customers' working environment is becoming increasingly complex and their market is becoming ever more demanding. This drives our motivation to do everything in our power to help our customers be successful. And to demonstrate that Häfele is the right partner in these challenging times, we want to accompany our customers throughout their entire business process and give them added strength in every phase of their business. We don't just want to sell our products, we also want to provide the highest level of service.

We have now divided our services into two categories: **Standard Services** which we provide to our customers as a matter of course when they choose our products. For example, a high availability of our goods and punctual delivery. And then there is **Service+** which constitutes of services that give our customers considerable added value in terms of building expertise, increasing productivity or providing individual customised solutions. These services require a considerable amount of time and effort to develop and implement and are designed to enable our customers to regard them as worthwhile investments.

The aim is to create solid long-term foundations for our comprehensive service promise and to make Häfele an indispensable partner for our customers. The focus here lies not so much on us and on what we do – but rather, on the benefits derived by our customers. We want to **empower** them with opportunities to develop and expand their skills – both as masters of their trade and as entrepreneurs. We want to support them in the planning and realisation of their projects and relieve them of as much work as possible, thereby providing them with a **helping hand** to use their most valuable resource – time – as efficiently as possible. And we aim to give our customers **peace of mind** and the assurance that even after the end of a successful project completion, we will continue to be there for them as a reliable partner, shouldering responsibility.



The Pillars of **Service+**

In order to support you as comprehensively as possible, we have assigned the Plus Services to individual stages of your work process in a total of four themed pillars. We start with the transfer of knowledge and accompany you via planning and production to installation and maintenance.



Empowering customers with **Service+ Knowledge**

Includes service offerings that provide inspiration and expertise to our customers about the Häfele product range. Through these, we enable our customers to use Häfele products profitably and at the same time remain at the cutting edge of technological development. One example of this is the Häfele Academy, which imparts knowledge about complex products and new technologies to our customers via seminars and trainings.

Providing a helping hand to customers with **Service+ Planning & Customised**

Includes service offerings like space, design planning and customisations that make life easier for our customers and support their design vision. An example of this is Häfele's Lighting Design Service which helps our customers curate a lighting plan, following a customised approach, that enhances and brings out the true functionality of the interior space as per requirement.



Lending a "Peach-of-mind" experience through **Service+ Assist**

Includes service offerings that provide support and assistance to our customers, whether digitally or on site. An example of this is the complete assembly and installation service for more complex and maintenance-intensive products done by our Meister certified and trained technicians.

Meister Service



Bought products from Häfele and got questions about how to use them correctly? Do you require technical support? Our competent technicians would be pleased to help you out with the help of Meister Service.

Meister Service offers complete installation of key hardware products from Häfele, by 'Meister Certified' and trained service technicians from the company directly, at a nominal service charge. This service is available for select products from categories like Kitchen Solutions, Sliding Solutions, Door Hardware, Furniture Fittings and Lighting Solutions.

Key benefits of this initiative:

- Accurate installation of products as per standards and specifications
- Optimum functionality through accurate installations
- Less hassles of product replacements
- A peace-of-mind experience for customers using Häfele products



To learn more about Meister Service please contact our team by scanning this QR code or call us at +91 1800 266 6667

Furniture Lighting Design Services



You are planning a light project and have your initial ideas about the illumination and effects you want to achieve? Are you confused on how to go about with the detailed planning? Let us make your work easier with Hafele's Lighting Design Service.

The Lighting Design Service offers a bespoke design approach that ensures you have the right light fittings for the right task or application. Our team of design experts curate a lighting solution that enhances and brings out true functionality of your living spaces as per your requirement.

By request, you will first receive a proposal from our lighting experts as to how the solution can be optimised. Followed by a finished circuit diagram including a parts list, and even an installation plan in the form of individual assembly instructions. This will allow you to save time during planning as well as on site.



To learn more about Furniture Lighting Design Service please contact our team by scanning this QR code or call us at +91 1800 266 6667



Hafele Academy

New technologies throwing up new challenges? Is incorporating lighting in furniture difficult? Light in furniture is no longer an accessory, it has now becoming an essential function.

Hafele supports its customers with a comprehensive range of lighting workshops and trainings. The Hafele Academy creates an environment where we can work together with our customers to help them have a deeper understanding of our products, new innovations and strengthen the relationship we have with them.

Contents

Introduction

Page

18

Further development

System

Colour codes

Control

Planning

Illuminating

Page

38

Linear light

LED strip lights
LED silicone strip lights
Aluminium profiles
Plastic profiles

Point light

Recess/surface mounted
downlights
Recess mounted downlights
Surface mounted downlights
Surface mounted lights
Flexible surface mounted
lights

Spotlights

Extending

Page

100

Charging stations
Sound systems

Switching

Page

102

Sensor switches
Mechanical switches
Dimmer interface
Multi switch box
Multi driver box

Networking

Page

112

Häfele Connect Mesh

6-way distributor
Adapter
Remote controls
Interfaces

Distributing

Page

120

Distributors
Extension leads
Modular leads
Switch leads
Clip connector
Cable guide

Adapters Loox5/Loox

Mains leads
Cable guide

Supplying

Page

139

Power supply units
Converters
Tool

Additional information

Page

146

Aquasys Light Mirror

Technical data LED strip lights

Technical data drivers
Light effects
and lighting technology
Test symbols and symbols
Technical terms
Technical questions
Documentation on the Internet

 **Linear light**

Page

38

High-performance LED strip lights and design-oriented aluminium profiles – also available in on-trend colours black and brushed stainless steel coloured.



Spotlights

> Page 88

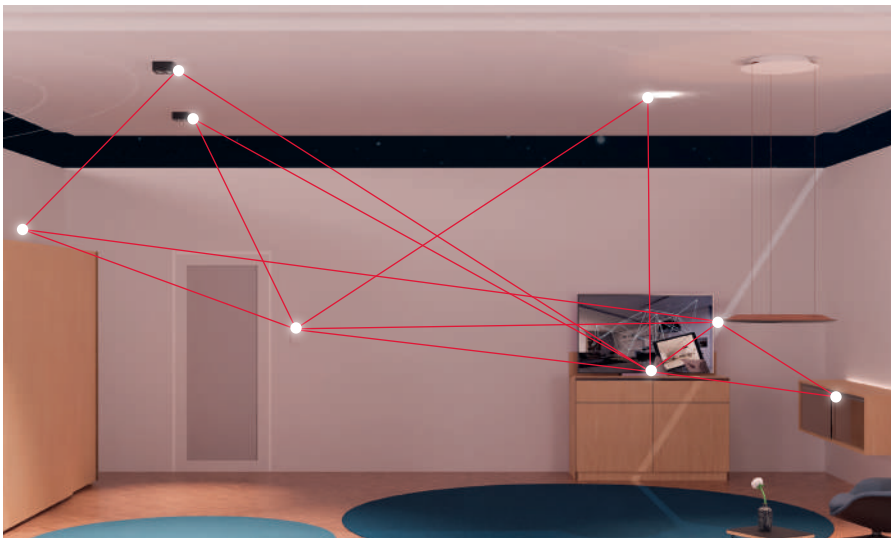
Powerful shop lighting for demanding projects



Technical data

> Page 150

By professionals for professionals – all facts about LED strip lights at a glance.




 **Häfele Connect Mesh**

Page

115

The wireless network of lights and electrically operated fittings – with optional integration of the building's electrical installation



Select illuminance

With system for the right illuminance for your project:


Overview

> Page 180

Selection aid

> for every light

on.



LOOX5



We have spent about 100,000 hours working with LED lights, we have developed and researched, we have had many valuable discussions with partners in trade and industry – and we have learned a great deal. The market is demanding digital answers.

The result after four generations of Loox LED lights is therefore not simply further development, but a new level. Our development has accelerated. Because the world is accelerating, and the demands of our customers are growing at an equally rapid rate.

The essence of four generations.

We are driven by the same
questions time and time again.

How can it be even simpler?
How can it be even better?
How it be even more intelligent?

5



The essence of our experience there-
fore has a new face.
Welcome to Loox5.



**Easy.
Logical.
Linear.**



Loox5

Colour codes.



Yellow-in-yellow
The Loox5 system with
12 volts

**Intu
con.**

itive
nec tions.



Green-in-green
The Loox5 system with
24 volts


Monochrome

RGB

Multi-white

In praise of clear lines.

Switching.



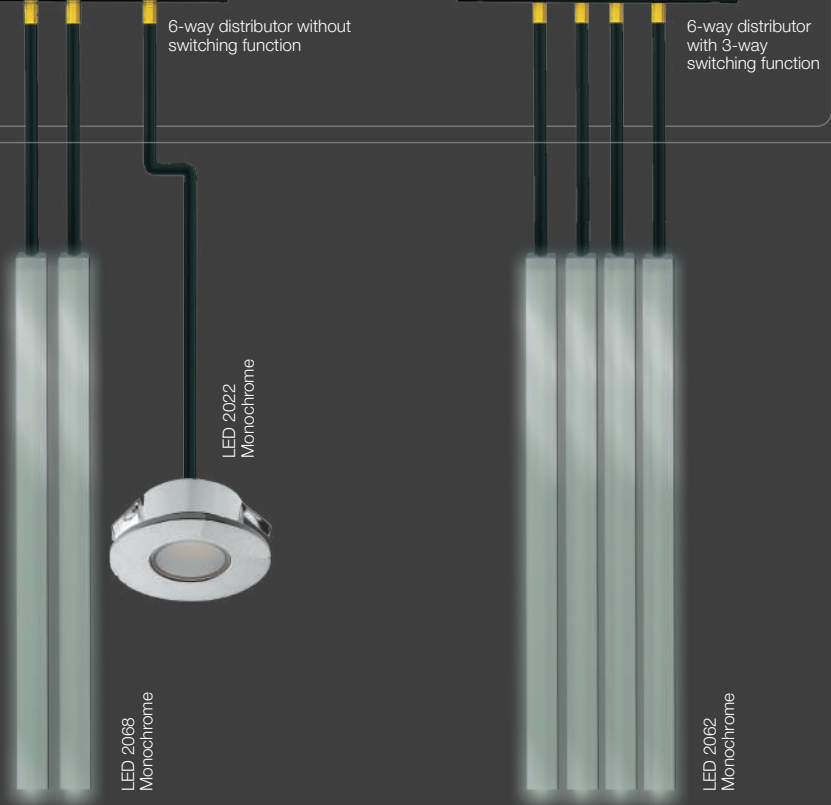
Supplying.



Distributing.



Illuminating.




This overview shows a symbolic structure of the Loox5 system in order to depict its versatility. An essential advantage of the

system is connecting different distributors to a driver in a line, one after the other (box to box). All of the components shown

here are exemplary for the respective area of the Loox5 system. In this brochure, you will find a wide range of other components for each area.

Networking.



Häfele Connect Mesh App



Häfele Connect Mesh remote control



Häfele Connect Mesh wall switch



Häfele Connect Mesh furniture switch



Häfele Connect Mesh motion detector

Networking & distributing.




Häfele Connect Mesh 6-way distributor

6-way distributor without switching function

Multi-white adapter

RGB adapter



LED 2076 Multi-white

LED 2048 Multi-white

LED 2080 RGB



LED 2027 Monochrome



LED 2047 Monochrome

Extending.




RGB, multi-white, monochrome light.
The Häfele Connect Mesh 6-way distributor
controls everything. At once. Wireless.

Intelligent light, intelligently solved.

All-in-one

—
**The Loox5
light control.**

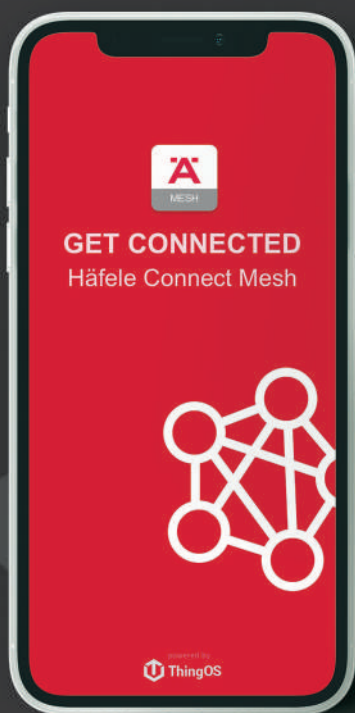
Häfele Connect Mesh 6-way distributor.



App
Häfele Connect Mesh

Wall mounted push button
Häfele Connect Mesh

Remote control
Häfele Connect Mesh



Control light and configure lighting individually – it's that simple with the Loox5 system: all of the Loox5 lights installed in the house "register" in the Häfele Connect Mesh App and are integrated into the app interface in just a few steps. Now the lights can be individually activated, dimmed, their light colour can be changed, or they can be


simply switched on and off. At the same time, different lighting scenarios can be programmed and saved. Operation can take place completely in accordance with requirements: via the app, via remote control, via wall mounted push buttons or using other Mesh sensors. Integrating the Häfele Connect Mesh 2-channel

interface also makes every standard wall mounted push button compatible with the app. Loox5. A modular networking kit which can be described with one word: EASY.


Light is multifaceted.

Manageable variables. Endless possibilities.


Light colour	Monochrome Multi-white RGB
Light intensity	Task light Ambient light Accent/orientation light
Light source	Linear light Point light
Alignment	Directly or indirectly Up or down Forward or backward To the side
Position on the cabinet	Outside Inside
Mounting type	Recess mounted Surface mounted



Light in the sleeping area.
Ambience full of atmosphere for rest areas.



Light in the kitchen.
Functionality for every action.


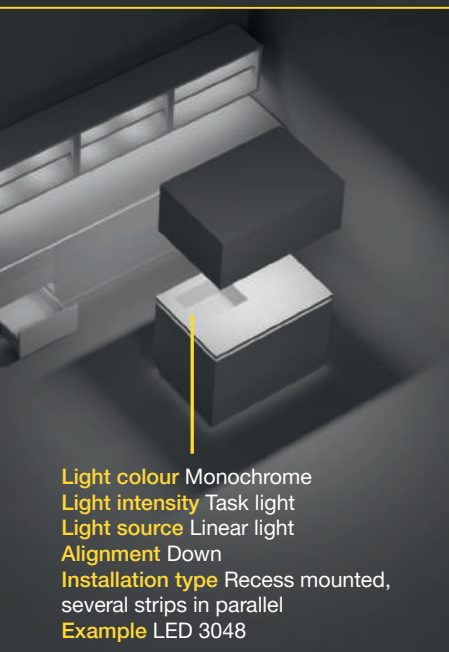


Light colour Monochrome
Light intensity Ambient light
Light source Linear light
Alignment To the side
Installation type Attached at the side to the circular mounting plate behind the mirror
Example LED 3041, just 5 mm wide for filigree applications

Light in the storage space.

Orientation for perfect organisation.

Light colour Monochrome
Light intensity Accent/orientation lighting
Light source Linear light
Alignment Down
Installation type Recess mounted
Example LED 2062




Light in store fixtures.

Value for the presentation of goods.

Light is plannable.

The need to observe fewer planning steps structures and simplifies the planning of lighting in furniture.



Illuminating.

At the start of the development process, determine the lighting purposes of the furniture (multiple choices possible)

- > Task light for pleasant and safe working
- > Ambient lighting for highlighting, staging or emotionalising
- > Accent/orientation light for storage spaces or paths

Also take into account the overall brightness of the room and the finishes to be illuminated: Sufficiently bright ceiling lighting or sunlight makes the orientation light unnecessary during the day, but at night it may be very pleasant if the ceiling lighting does not need to be used and a few furniture pieces provide some orientation light.

For confidence in the planning process, test lighting and finishes or use bright lighting with dimmers to achieve a balance of incident light and reflection.

The form factor of a light (linear, point) and the number used affects the planarity of the illumination. Light colour, installation type, position on the cabinet, and alignment are further criteria to select the perfect light.



Extending.

Häfele Loox5 drivers supply not only lights, but also charging stations (inductive and USB), audio systems, as well as electrically operated flap fittings, sliding doors, or TV lifts.

Take advantage of the potential of Häfele Loox5. Create furniture that can do more than simply look good.

The chapter structure of the Loox brochure simplifies the ordering process by using this simple planning process.

Take advantage of the potential of Häfele Loox5 and create furniture that can do more than simply look good.



Switching.

Plan switch requirements and switch positions. Simple mechanical switches or convenient sensors and dimmers can be grouped together by means of multi driver or multi switch boxes to conveniently operate lights from a single location or from different locations.



Networking.

The Häfele Connect Mesh 6-way distributor is the central element for controlling monochrome lights, multi-white lights, or RGB lights individually or jointly. 6-way distributors can be networked. They can be controlled by remote control, wall-mounted push button, or app.



Distributing.

Plan the routing of concealed cables and provide drill holes, grooves or panels. An extensive range of extension leads and distributors facilitates suitable cabling of your project.



Supplying.

Add up the wattage of all lights and other devices.

If necessary, take into account possible later expansion and select a driver of the appropriate performance class. Lights of the same voltage type or current may be connected to a common driver. Converters are also available and are necessary if lights with different voltage types and currents will share a driver.

Choose a distributor for your current needs (with or without switching function or with Häfele Connect Mesh). The distributor can be easily replaced at a later time. Therefore, make sure the drivers are accessible in the furniture.

Light is plannable.

MODULAR SYSTEM 1 LOOX5 MONOCHROME


All of the important system components
on one page

Mains lead	
For drivers 20–90 W	> Page 134
Flat EU plug	833.89.002
Direct connection for screw fixing	833.89.009
For driver 240 W	> Page 134
3 pin EU plug	833.89.265

1. Illuminating

Linear light	
LED strip lights overview	> Page 38
Aluminium profiles overview	> Page 40

Point light	
Point light overview	> Page 88

Connect Mesh Controls	For Connect Mesh
	> Page 115
2-channel interface	850.00.046
Furniture switch	850.00.952
Motion detector	850.00.953
5 12V Motion detector 12 V	850.00.954
5 24V Motion detector 24 V	850.00.955
Wall mounted push button	850.00.041
Remote control	850.00.040
4-channel interface	850.00.047

6. Supplying

Loox5 Power supply unit	
5 12V	> Page 141
20 W	833.95.000/001
40 W	833.95.002
60 W	833.95.003
5 24V	> Page 143
20 W	833.95.008/009
40 W	833.95.010
90 W	833.95.011
	> Page 144
240 W	833.95.012

Loox5 6-way distributor with lead	Optional
5 12V	> Page 116
Without switching function, max. 60 W	833.95.786
5 24V	> Page 116
Without switching function, max. 120 W	833.77.839

Loox Switch, modular	
Sensor switch, cylindrical, for mounting in drilled hole, 12 mm, silver coloured	Other colours: > Page 103
Sensor switch, touchless	833.89.127
Door sensor switch	833.89.128
Motion detector	833.89.129
Dimmer, touchless	833.89.126
Sensor switch, square, for screw fixing, 40 x 40 mm, silver coloured	Other colours: > Page 105

Lead for modular Loox switch	
	> Page 108
2000 mm	833.89.142

4. Networking
with Bluetooth®

3. Switching

5. Distributing

Loox5 Extension lead	Optional
12V	> Page 125
2000 mm	833.95.714
24V	> Page 125
2000 mm	833.95.717

Loox Switch with integrated lead	Alternative to modular switch
Mechanical switch	> Page 125
Door contact switch, black	833.89.059
Rocker switch, black	833.89.106

5. Distributing

4. Networking
with Bluetooth®

5. Distributing

6-way distributor	
12V	> Page 124
With switching function, max. 60 W	833.95.748
24V	> Page 124
With switching function, max. 120 W	833.77.833
12V	> Page 115
Häfele Connect Mesh, Bluetooth and switching function, max. 60 W	850.00.042
24V	> Page 115
Häfele Connect Mesh, Bluetooth and switching function, max. 120 W	850.00.043

2. Extending

Light is plannable.

MODULAR SYSTEM 2 LOOX5 MULTI-WHITE AND RGB

All of the important system
components on one page

Mains lead	
For drivers 20–90 W	> Page 132
Flat EU plug	833.89.002
Direct connection for screw fixing	833.89.009
For driver 240 W	> Page 132
3 pin EU plug	833.89.265

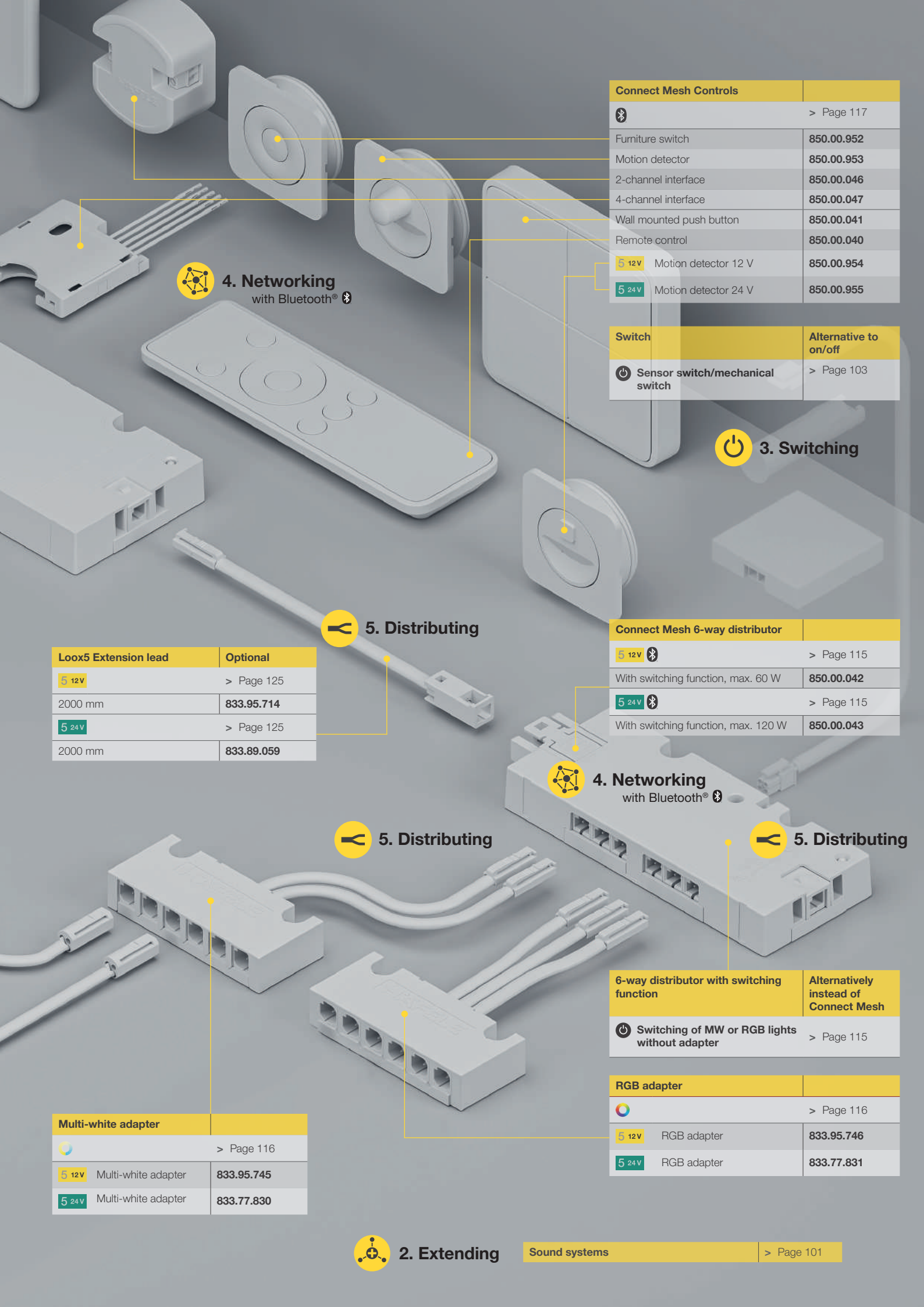
6. Supplying

Loox5 Power supply unit	
5 12V	> Page 141
20 W	833.95.000/001
40 W	833.95.002
60 W	833.95.003
5 24V	> Page 143
20 W	833.95.008/009
40 W	833.95.010
90 W	833.95.011
	> Page 144
240 W	833.95.012

1. Illuminating

Multi-white lights

Linear light	> Page 62
Point light	> Page 90



4. Networking
with Bluetooth®

Connect Mesh Controls		
		> Page 117
Furniture switch		850.00.952
Motion detector		850.00.953
2-channel interface		850.00.046
4-channel interface		850.00.047
Wall mounted push button		850.00.041
Remote control		850.00.040
	Motion detector 12 V	850.00.954
	Motion detector 24 V	850.00.955

Switch		Alternative to on/off
	Sensor switch/mechanical switch	> Page 103

3. Switching

Loox5 Extension lead	Optional
	> Page 125
2000 mm	833.95.714
	> Page 125
2000 mm	833.89.059

5. Distributing

Connect Mesh 6-way distributor		
		> Page 115
With switching function, max. 60 W		850.00.042
		> Page 115
With switching function, max. 120 W		850.00.043

4. Networking
with Bluetooth®

5. Distributing


5. Distributing

Multi-white adapter		
		> Page 116
	Multi-white adapter	833.95.745
	Multi-white adapter	833.77.830

6-way distributor with switching function		Alternatively instead of Connect Mesh
	Switching of MW or RGB lights without adapter	> Page 115

RGB adapter		
		> Page 116
	RGB adapter	833.95.746
	RGB adapter	833.77.831

2. Extending





LOX5

Linear light

Overview according to brightness



Task light >500 lx at a distance of 500 mm

						Max. illuminance at a distance of 500 mm lx
LED 2068	12 V		8 mm	9.6 W/m	955	> Page 56
LED 2061	12 V		5 mm	9.6 W/m	860	> Page 44
LED 2074	12 V		5 mm	9.6 W/m	955	> Page 46
LED 3052	24 V		8 mm	19.2 W/m	1840	> Page 54
LED 3048	24 V		8 mm	14.4 W/m	1320	> Page 56
LED 3045	24 V		8 mm	9.6 W/m	955	> Page 56
LED 3041	24 V		5 mm	9.6 W/m	860	> Page 44
LED 3046	24 V	Silicone sleeve	8 mm	9.6 W/m	860	> Page 58
LED 3071	24 V		8 mm	4.8 W/m	510	> Page 48
LED 3074	24 V		8 mm	9.6 W/m	990	> Page 48
LED 3075	24 V		8 mm	14.4 W/m	1400	> Page 50
LED 3076	24 V		8 mm	19.2 W/m	1810	> Page 52



68



Ambient light 150–500 lx at a distance of 500 mm

						Max. illuminance at a distance of 500 mm lx
LED 2071	12 V		8 mm	4.8 W/m	470	> Page 46
LED 2062	12 V		8 mm	4.8 W/m	470	> Page 56
LED 3099	24 V		4 mm	9.6 W/m	215	> Page 60



60



Multi-white lights

						Max. illuminance at a distance of 500 mm lx
LED 2073	12 V		8 mm	4.8 W/m	445	> Page 62
LED 2076	12 V		8 mm	9.6 W/m	875	> Page 62
LED 3014	24 V		8 mm	9.6 W/m	976	> Page 64
LED 3016	12 V		8 mm	14.4 W/m	1403	> Page 64



62




RGB lights

LED 3080	24 V		10 mm	9.6 W/m		> Page 65
----------	------	--	-------	---------	--	-----------



65



12 Volts or 24 Volts?

The application decides

If you bring light into your furniture and furnishings, you always have the choice between two voltage variants: **12 Volts** or **24 Volts**.

Both voltage variants are in the protective extra-low voltage range, and are therefore safe when installing the components. The decision essentially depends on your planned lighting system or the freedom that you want to give yourself when implementing your lighting solution.

The 12 Volt system.

- > Suitable for smaller LED strip light lengths (up to a maximum of 4 metres).
- > It is more flexible, because you can cut LED strip lights to length at shorter intervals (every 25 mm).
- > Loses brightness as the strip light length increases.

The 24 Volt system.

- > Suitable for longer LED strip lights (up to a maximum of 12 metres).
- > LED strip lights can only be cut to length at longer intervals (every 50 mm).
- > Because the current is lower, higher performance levels with greater brightness are possible.
- > It also has stable brightness with long strip lights.
- > Also the first choice for room lighting.

An Overview based on the strip light family and voltages



Type		LEDs/m	4.8 W/m	9.6 W/m	14.4 W/m	19.2 W/m
High Performance	5 mm > Page 44	120		5 12V 2061		
				5 24V 3041		
	8 mm > Page 56	60	5 12V 2062			
		120		5 12V 2068		
				5 24V 3045	5 24V 3048	
	8 mm > Page 54	140				5 24V 3052
8 mm silicone > Page 58	120		5 24V 3046			
Standard	8 mm > Page 46	60	5 12V 2071			
		120		5 12V 2074		
	8 mm > Page 48, 52			5 24V 3071	5 24V 3074	
8 mm > Page 50	140			5 24V 3075		
Multi-white	8 mm > Page 62	2 x 60	5 12V 2073			
		2 x 120		5 12V 2076		
8 mm > Page 64				5 24V 3014	5 24V 3016	
RGB	10 mm > Page 65	120		5 24V 3080		
Lateral light emission	4 mm > Page 60	120		5 24V 3099		

Linear light

Information – profiles with dimensions

Individual lighting solutions can be created with aluminium profiles and LED strip lights. The suitable aluminium profile can be found on the following pages clearly sorted by:

- > Mounting type
- > Material
- > Width
- > Suitability for LED strip lights

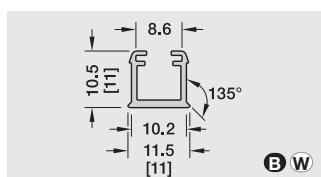
Plastic:

- B** Black
- W** Opal white

Aluminium anodized:

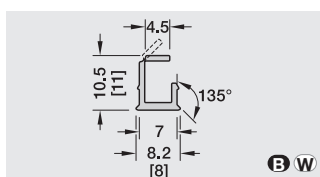
- B** Black
- E** Brushed stainless steel coloured
- S** Silver coloured

Profiles for recess mounting – plastic



Profile 1101 > Page 73

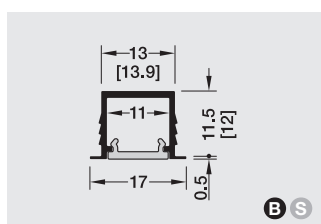
for LED strip lights with a width of exactly 8 mm



Profile 1102 > Page 73

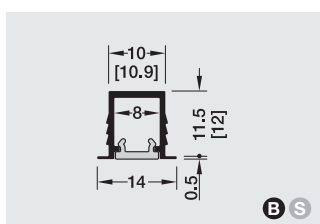
for LED strip lights up to 5 mm wide

Profiles for recess mounting – aluminium



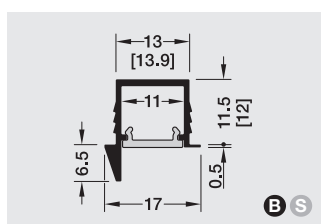
Profile 1103 > Page 67

for LED strip lights up to 8 mm



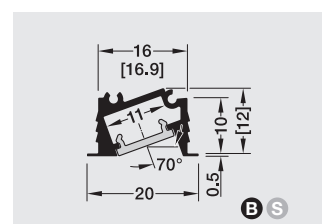
Profile 1104 > Page 67

for LED strip lights up to 5 mm wide



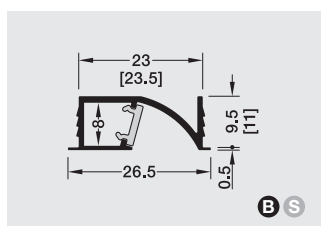
Profile 1105 > Page 68

for LED strip lights up to 8 mm wide, asymmetric light distribution



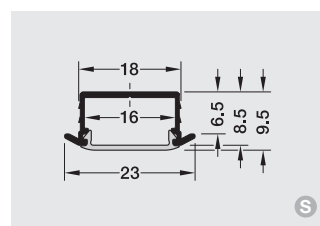
Profile 1106 > Page 72

for LED strip lights up to 5 mm wide, asymmetric light distribution



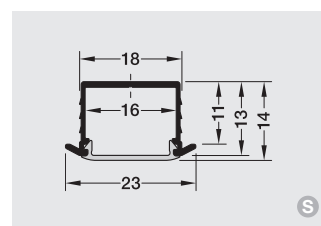
Profile 1107 > Page 72

for LED strip lights up to 5 mm wide, asymmetric light distribution



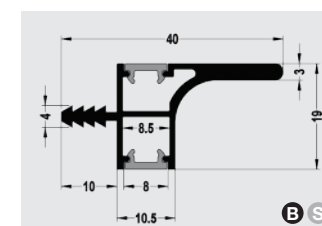
Hafele Loox Profile > Page 69

for LED strip lights up to 10 mm wide



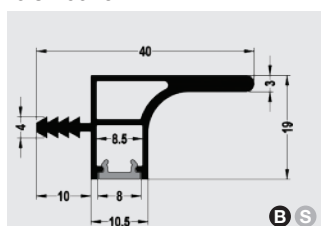
Hafele Loox Profile > Page 69

for LED strip lights up to 10 mm wide



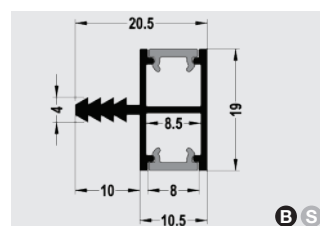
Profile 7102 > Page 70

for LED strip lights up to 8 mm wide



Profile 7103 > Page 70

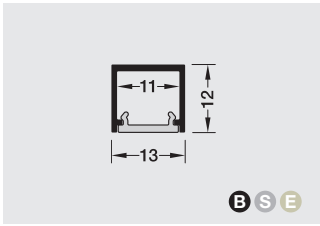
for LED strip lights up to 8 mm wide



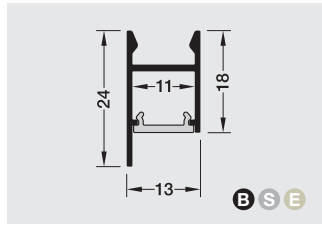
Profile 7104 > Page 71

for LED strip lights up to 8 mm wide

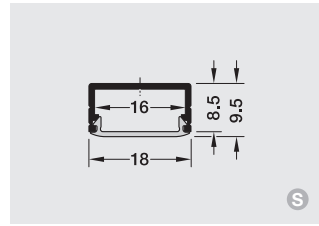
Surface mounted profiles – aluminium



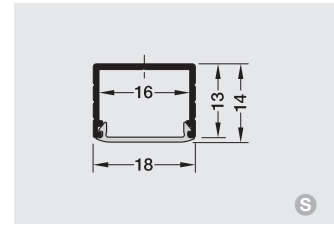
Profile 2102 > Page 74
for LED strip lights up to 8 mm wide



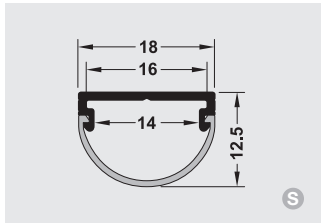
Profile 2104 > Page 76
for LED strip lights up to 8 mm wide, asymmetrical light distribution, concealed attachment with clip



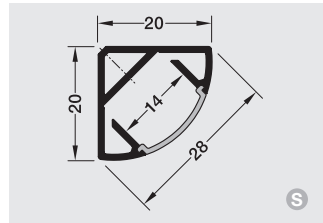
Hafele Loox Profile > Page 78
for LED strip lights up to 10 mm wide



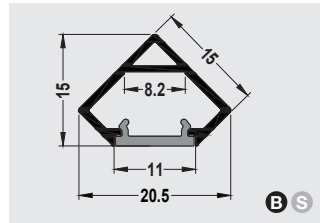
Hafele Loox Profile > Page 78
for LED strip lights up to 10 mm wide



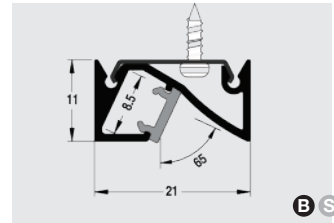
Hafele Loox Profile > Page 82
for LED strip lights up to 10 mm wide, with optional integrated door sensor or motion detector



Hafele Loox Profile > Page 79
for LED strip lights up to 10 mm wide

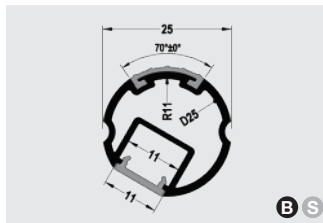


Profile 7106 > Page 80
for LED strip lights up to 10 mm wide

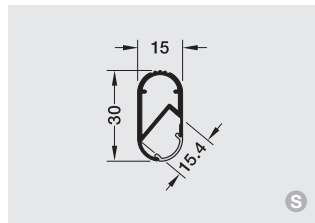


Profile 7107 > Page 81
for LED strip lights up to 10 mm wide

Wardrobe rail profiles – aluminium

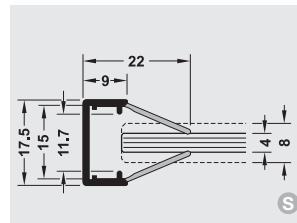


Profile 7105 > Page 83
for LED strip lights up to 10 mm wide, asymmetric light distribution



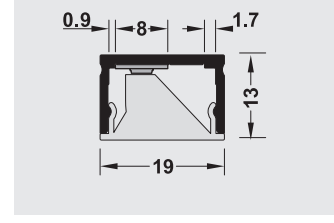
Hafele Loox Profile > Page 84
for LED strip lights up to 10 mm wide, asymmetric light distribution

Glass edge profiles – aluminium



Hafele Loox Profile > Page 84
for LED strip lights up to 10 mm wide, asymmetric light distribution

Linear Lens profile






Linear Lens profile > Page 85
for LED strip lights 5 mm and 8 mm wide


Point light



Ambient light


Stage furnishings with 150–500 lx at a distance of 500 mm

	LED 2047	12 V	Recess/sur-face mounting	Drill hole Ø 55 mm	3.0 W	> Page 88
	LED 2022	12 V	Recess/sur-face mounting	Drill hole Ø 26 mm	1.5 W	> Page 92
	LED 2027	12 V	Surface mounting	Ø 65 mm	2.6 W	> Page 95



Accent/orientation light

Illuminate non-hazardous traffic areas and corridors or storage spaces with <150 lx at a distance of 500 mm

	LED 2028	12 V	Recess mounting	Drill hole Ø 40 mm	0.3 W	> Page 94
---	----------	------	-----------------	--------------------	-------	-----------



Multi-white lights

	LED 2048	12 V	Recess/surface mounting	Drill hole Ø 55 mm	3.0 W	> Page 90
--	----------	------	-------------------------	--------------------	-------	-----------





LOOX5

LED strip lights

monochrome, 5 mm

Häfele Loox5 LED 2061 / 3041



LED 2061



LED 3041

EXTRA
NARROW
5 mm

Illuminance value in lx applies to
1 m strip length:

2700 K	3000 K	4000 K	5000 K	120°	
1860 lx	1960 lx	2000 lx	2060 lx		250 mm
790 lx	850 lx	860 lx	860 lx		500 mm
440 lx	470 lx	480 lx	480 lx		750 mm
270 lx	290 lx	290 lx	290 lx		1000 mm

LED 2061 / 3041

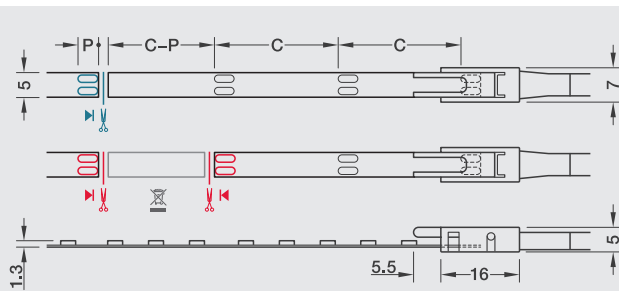
Equipped with high-quality Samsung LEDs

- > Dimmable: Yes
- > Material: Plastic
- > Finish/colour: White
- > Width: 5 mm
- > Height: 1.3 mm
- > Life time L80/B10: >50,000 h
- > Life time L70/B50: >80,000 h
- > Degree of protection: IP20
- > Mounting: Self-adhesive
- > Supplied with: 1 roll



Order reference:

Please order lead separately.



- Cut LED strip light to length
(one contact side remains with the offcut; can be re-used)
- Connect LED strip lights
(two contact sides required)

C = cut length

P = contact surface length

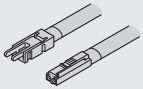


Häfele Loox5 LED 2061 / 3041

Voltage	Quantity	Colour temperature	Wattage	Luminous flux	Luminous efficiency	Colour rendering index CRI		Energy efficiency class	Section length C	Length of contact surface P	Max. strip length (visual)	Available length
V	LEDs/m	K	W/m	lm/m	lm/W	R _a	R ₉		mm	mm	m	5 m
Häfele Loox5 LED 2061												
5 12V	120	2700	9.6	870	91	>90	>50		25	3	3.0	833.74.328
		3000	9.6	930	97	>90	>50		25	3	3.0	833.74.329
		4000	9.6	955	99	>90	>50		25	3	3.0	833.74.330
		5000	9.6	990	103	>90	>50		25	3	3.0	833.74.331
Häfele Loox5 LED 3041												
5 24V	120	2700	9.6	870	91	>90	>50		50	3	5.5	833.76.308
		3000	9.6	930	97	>90	>50		50	3	5.5	833.76.309
		4000	9.6	955	99	>90	>50		50	3	5.5	833.76.310
		5000	9.6	990	103	>90	>50		50	3	5.5	833.76.311



Maximum visual strip length applies for an imperceptible drop in luminous flux of max. 30%.



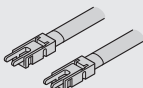
> 3.5 A/20 AWG lead for LED strip light 5 mm

Voltage	Length mm	Cat. No.
5 12V	2000	833.95.705
5 24V	2000	833.95.711



> 3.5 A clip connector for 5 mm LED strip light

	Cat. No.
Clip connector	833.89.207



> 3.5 A/20 AWG interconnecting lead for 5 mm LED strip light

Length mm	Cat. No.
500	833.89.195



> Corner connector, 90° rigid, 3.5 A for left or right for 5 mm LED strip light

	Cat. No.
Corner connector rigid	833.89.190

LED strip lights

Monochrome, 8 mm



Häfele Loox5 LED 2071 / 2074; Standard



LED 2071



LED 2074

Equipped with high-quality Samsung LEDs

> Dimmable:	Yes
> Material:	Plastic
> Finish/colour:	White
> Width:	8 mm
> Height:	1.3 mm
> Life time L80/B10:	>30,000 h
> Energy efficiency class:	A+
> Degree of protection:	IP20
> Mounting:	Self-adhesive
> Supplied with:	1 roll



Order reference:

Please order lead separately.

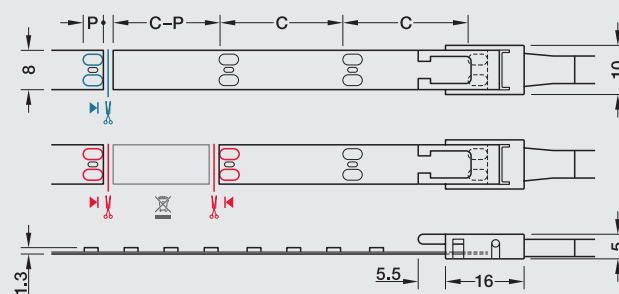
Illuminance value in lx applies to
1 m strip length:

2700 K	3000 K	4000 K	5000 K	120°	
1050 lx	1090 lx	1120 lx	1130 lx		250 mm
435 lx	455 lx	460 lx	470 lx		500 mm
240 lx	245 lx	260 lx	260 lx		750 mm
145 lx	150 lx	155 lx	160 lx		1000 mm

LED 2071

2700 K	3000 K	4000 K	5000 K	120°	
2145 lx	2250 lx	2300 lx	2300 lx		250 mm
900 lx	940 lx	950 lx	955 lx		500 mm
480 lx	505 lx	510 lx	515 lx		750 mm
300 lx	310 lx	320 lx	320 lx		1000 mm

LED 2074



Cut LED strip light to length
(one contact side remains on the remainder piece;
reusable)

Connect LED strip lights
(two contact sides required)

C = section length

P = length of contact surface

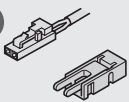


Häfele Loox5 LED 2071 / 2074; Standard

Voltage	Quantity	Colour temperature	Wattage	Luminous flux	Luminous efficacy	Colour rendering index CRI		Weight. energy consumpt. per m in kWh/1000 h	Section length C	Length of contact surface P	Max. strip length (visual)	Available length
V	LEDs/m	K	W/m	lm/m	lm/W	R _a	R ₉		mm	mm	m	5 m
5 12V	Häfele Loox5 LED 2071											
	60	2700	4.8	440	92	90	>50	5.28	50	4	6.0	833.74.300
		3000	4.8	465	97	90	>50	5.28	50	4	6.0	833.74.301
		4000	4.8	490	102	90	>50	5.28	50	4	6.0	833.74.302
		5000	4.8	495	103	90	>50	5.28	50	4	6.0	833.74.303
	Häfele Loox5 LED 2074											
	120	2700	9.6	920	96	90	>50	10.56	25	4	3.5	833.74.308
		3000	9.6	970	101	90	>50	10.56	25	4	3.5	833.74.309
		4000	9.6	1000	104	90	>50	10.56	25	4	3.5	833.74.310
		5000	9.6	1040	108	90	>50	10.56	25	4	3.5	833.74.311



Maximum visual strip length applies for an imperceptible drop in luminous flux of max. 30%.



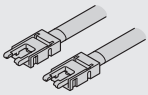
> 5 A/18 AWG lead for LED strip light 8 mm

Voltage	Length mm	Cat. No.
5 12V	2000	833.72.716



> 5 A clip connector for 8 mm LED strip light

	Cat. No.
Clip connector	833.89.206



> 5 A/18 AWG interconnecting lead for 8 mm LED strip light

Length mm	Cat. No.
500	833.89.192



> Corner connector, 90° rigid, 5 A for left or right for 8 mm LED strip light

	Cat. No.
Corner connector rigid	833.89.187

LED strip lights

Monochrome 8mm

Häfele Loox5 LED 3071 / 3074; Standard



- > Dimmable: Yes
- > Material: Plastic
- > Finish/colour: White
- > Width: 8 mm
- > Height: 1.3 mm
- > Life time L80/B10: >30,000 h
- > Length Contact Surface P: 3.9 mm
- > Energy efficiency class: A+
- > Degree of protection: IP20
- > Mounting: Self-adhesive
- > Supplied with: 1 roll

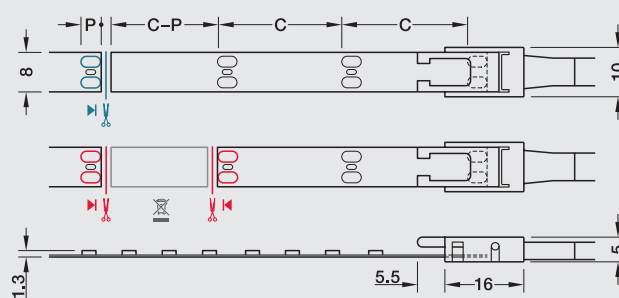
Illuminance value in lx applies to 1 m strip length:

2700 K	3000 K	4000 K	5000 K	120°	
1140 lx	1190 lx	1250 lx	1250 lx		250 mm
470 lx	490 lx	510 lx	510 lx		500 mm
250 lx	265 lx	280 lx	280 lx		750 mm
155 lx	160 lx	170 lx	170 lx		1000 mm

LED 3071

2700 K	3000 K	4000 K	5000 K	120°	
2230 lx	2270 lx	2400 lx	2400 lx		250 mm
925 lx	940 lx	990 lx	990 lx		500 mm
500 lx	505 lx	530 lx	530 lx		750 mm
305 lx	310 lx	330 lx	320 lx		1000 mm

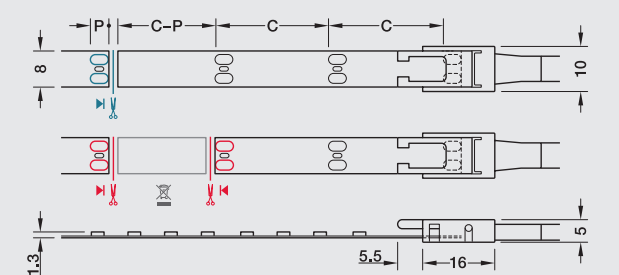
LED 3074



- Cut LED strip light to length
(one contact side remains with the offcut; can be re-used)
- Connect LED strip lights
(two contact sides required)

C = cut length

P = contact surface length



- Cut LED strip light to length
(one contact side remains with the offcut; can be re-used)
- Connect LED strip lights
(two contact sides required)

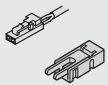
C = cut length

P = contact surface length



Häfele Loox5 LED 3071 / 3074; Standard

Operating voltage V	Quantity LEDs/m	Colour temperature K	Power consumption W/m	Luminous flux lm/m	Luminous efficiency lm/W	Colour rendering index CRI		Weighted energy consumption kWh/1000 h	Energy efficiency class	Length		Section length mm	Max. strip length (lumen maintenance 30 %) mm
						R _a	R ₉			5 m	50 m		
5 ^{24V}	Häfele Loox5 LED 3071												
	120	2700	4.8	435	91	90	>50	5.38	A+	833.75.210	833.75.215	50	9.50
		3000		460	96					833.75.211	833.75.216		
		4000		480	100					833.75.212	833.75.217		
		5000		480	100					833.75.213	833.75.218		
	Häfele Loox5 LED 3074												
	120	2700	9.6	830	86	90	>50	10.56	A+	833.75.240	833.75.245	50	6.50
		3000		905	94					833.75.241	833.75.246		
4000		960		100	833.75.242					833.75.247			
5000		940		98	833.75.243					833.75.248			



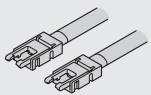
> 5 A/18 AWG lead for LED strip light 8 mm

Voltage	Length mm	Cat. No.
5 ^{24V}	2000	833.75.705



> 5 A clip connector for 8 mm LED strip light

Clip connector	Cat. No.
	833.89.206



> 5 A/18 AWG interconnecting lead for 8 mm LED strip light

Length mm	Cat. No.
500	833.89.192



> Corner connector, 90° rigid, 5 A for left or right for 8 mm LED strip light

Corner connector rigid	Cat. No.
	833.89.187

LED strip lights

Monochrome 8mm



Häfele Loox5 LED 3075 ; Standard



LED 3075

- > Dimmable: Yes
- > Material: Plastic
- > Finish/Colour: White
- > Width: 8 mm
- > Height: 1.3 mm
- > Life Time L80/B10: >30,000 h
- > Length Contact Surface P: 3.9 mm
- > Energy Efficiency Class: A+
- > Degree of Protection: IP20
- > Installation: Self-adhesive
- > Supplied with: 1 roll

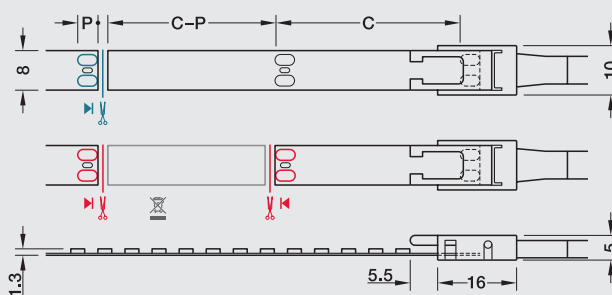
! Maximum strip length (visual) describes a strip section with a visually imperceptible drop in luminous flux of max. 30 %.
Please note: A strip section with a new power supply that follows immediately is noticeably brighter.
Please calculate max. strip light length on driver in accordance with power output: Length = power output of one driver socket/ output per metre.

! **Order reference**
Please order lead separately.

Illuminance value lx applies to 1 m strip length:

2700 K	3000 K	4000 K	5000 K		120°	
3135 lx	3305 lx	3400 lx	3400 lx			250 mm
1295 lx	1365 lx	1400 lx	1400 lx			500 mm
695 lx	735 lx	750 lx	750 lx			750 mm
425 lx	450 lx	460 lx	460 lx			1000 mm

LED 3075



- Cut LED strip light to length
(one contact side remains with the offcut; can be re-used)
- Connect LED strip lights
(two contact sides required)

C = cut length

P = contact surface length

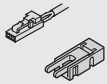


Häfele Loox5 LED 3075 ; Standard

Voltage	Number of LEDs/m	Wattage per metre	Colour temperature	Luminous flux per metre	Luminous efficiency	Colour rendering index	Weighted energy consumption kWh/1000 h	Cut length C	Max. strip length (visual)	Length	
										5 m	50 m
V		W	K	lm/m	lm/W	R _a		mm	m		

Häfele Loox5 LED 3075

	140	14.4	2700	1430	99	90	15.84	50	4.5	833.75.200	833.75.204
			3000	1500	104	90	15.84	50	4.5	833.75.201	833.75.205
			4000	1550	108	90	15.84	50	4.5	833.75.202	833.75.206
			5000	1570	109	90	15.84	50	4.5	833.75.203	833.75.207



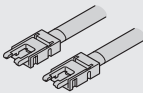
> 5 A/18 AWG lead for LED strip light 8 mm

Voltage	Length mm	Cat. No.
5 24 V	2000	833.75.705



> 5 A clip connector for 8 mm LED strip light

	Cat. No.
Clip connector	833.89.206



> 5 A/18 AWG interconnecting lead for 8 mm LED strip light

Length mm	Cat. No.
500	833.89.192



> Corner connector, 90° rigid, 5 A for left or right for 8 mm LED strip light

	Cat. No.
Corner connector rigid	833.89.187




LED strip lights

Monochrome 8mm



Häfele Loox5 LED 3076 ; Standard



LED 3076

- > Dimmable: Yes
- > Material: Plastic
- > Finish/Colour: White
- > Width: 8 mm
- > Height: 1.3 mm
- > Life Time L80/B10: >30,000 h
- > Length Contact Surface P: 4 mm
- > Energy efficiency class: A+
- > Degree of protection: IP20
- > Installation: Self-adhesive
- > Supplied with: 1 roll

! Maximum strip length (visual) describes a strip section with a visually imperceptible drop in luminous flux of max. 30 %.
Please note: A strip section with a new power supply that follows immediately is noticeably brighter.
Please calculate max. strip light length on driver in accordance with power output: Length = power output of one driver socket / output per metre.

! **Order reference**
Please order lead separately.

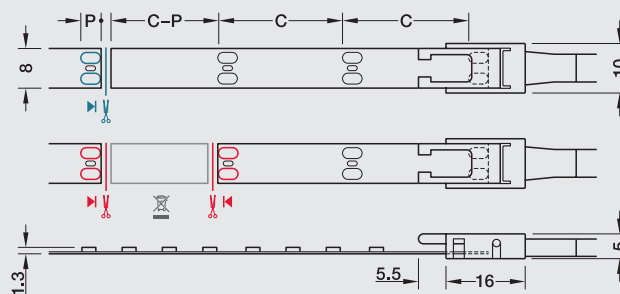
Illuminance value lx applies to 1 m strip length:

2700 K	3000 K	4000 K	5000 K		120°
4035 lx	4235 lx	4500 lx	4400 lx		250 mm
1650 lx	1745 lx	1810 lx	1810 lx		500 mm
895 lx	940 lx	990 lx	990 lx		750 mm
550 lx	575 lx	600 lx	600 lx		1000 mm

LED 3076

! Note

The Häfele Loox5 LED 3076 LED strip light requires cooling through an aluminum profile with a cross-section > 45 mm². Suitable profiles are e.g. Loox5 1105 and 1106 profiles for recess mounting and 2104 profiles for under mounting.



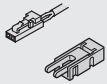
- Cut LED strip light to length
(one contact side remains with the offcut; can be re-used)
- Connect LED strip lights
(two contact sides required)

C = cut length
P = contact surface length



Häfele Loox5 LED 3076 ; Standard

Voltage	Number of LEDs/m	Wattage per metre	Colour temperature	Luminous flux per metre	Luminous efficiency	Colour rendering index	Weighted energy consumption kWh/1000 h	Cut length C	Max. strip length (visual)	Length	
										5 m	50 m
V		W	K	lm/m	lm/W	R _a		mm	m		
Häfele Loox5 LED 3076											
5 24 V	120	19.2	2700	1490	78	90	21.12	50	5.0	833.75.250	833.75.255
			3000	1610	84	90	21.12	50	5.0	833.75.251	833.75.256
			4000	1670	87	90	21.12	50	5.0	833.75.252	833.75.257
			5000	1700	89	90	21.12	50	5.0	833.75.253	833.75.258



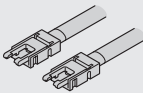
> 5 A/18 AWG lead for LED strip light 8 mm

Voltage	Length mm	Cat. No.
5 24 V	2000	833.75.705



> 5 A clip connector for 8 mm LED strip light

	Cat. No.
Clip connector	833.89.206



> 5 A/18 AWG interconnecting lead for 8 mm LED strip light

Length mm	Cat. No.
500	833.89.192



> Corner connector, 90° rigid, 5 A for left or right for 8 mm LED strip light

	Cat. No.
Corner connector rigid	833.89.187



LOOX5

LED strip lights

monochrome, 8 mm



Häfele Loox5 LED 3052



LED 3052

Illuminance value in lx applies to
1 m strip length:

2700 K	3000 K	4000 K	5000 K	120°	
4070 lx	4160 lx	4220 lx	4260 lx		250 mm
1750 lx	1780 lx	1800 lx	1840 lx		500 mm
970 lx	990 lx	1000 lx	1020 lx		750 mm
600 lx	620 lx	625 lx	630 lx		1000 mm

LED 3052

Constant current technology

- > Achieves uniform brightness over the entire strip light length
- > Increased life time, higher visual strip length, higher luminous efficacy

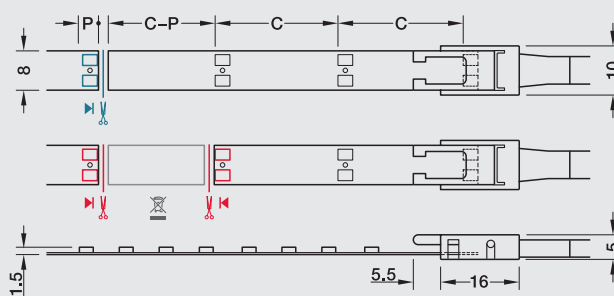
Equipped with high-quality Samsung LEDs

- > Dimmable: Yes
- > Material: Plastic
- > Finish/colour: White
- > Width: 8 mm
- > Height: 1.5 mm
- > Life time L80/B10: >70,000 h
- > Life time L70/B50: >100,000 h
- > Degree of protection: IP20
- > Mounting: Self-adhesive
- > Supplied with: 1 roll



Order reference:

Please order lead separately.



- Cut LED strip light to length
(one contact side remains with the offcut; can be re-used)
- Connect LED strip lights
(two contact sides required)

C = cut length

P = contact surface length

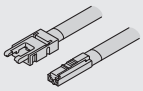


Häfele Loox5 LED 3052

Voltage	Quantity	Colour temperature	Wattage	Luminous flux	Luminous efficiency	Colour rendering index CRI		Energy efficiency class	Section length C	Length of contact surface P	Max. strip length (visual)	Available length
V	LEDs/m	K	W/m	lm/m	lm/W	R _a	R ₉		mm	mm	m	5 m
Häfele Loox5 LED 3052												
5 24 V	140	2700	19.2	1850	96	>90	>50		50	3	6.0	833.76.378
		3000	19.2	2015	105	>90	>50		50	3	6.0	833.76.379
		4000	19.2	2050	107	>90	>50		50	3	6.0	833.76.380
		5000	19.2	2100	109	>90	>50		50	3	6.0	833.76.381



The maximum visual strip length for Loox5 constant current strips is the length without drop in luminous flux.



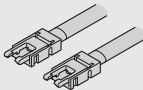
> 5 A/18 AWG lead for LED strip light 8 mm

Voltage	Length mm	Cat. No.
5 24 V	2000	833.95.706



> 5 A clip connector for 8 mm LED strip light

	Cat. No.
Clip connector	833.89.206



> 5 A/18 AWG interconnecting lead for 8 mm LED strip light

Length mm	Cat. No.
500	833.89.192



> Corner connector, 90° rigid, 5 A for left or right for 8 mm LED strip light

	Cat. No.
Corner connector rigid	833.89.187

LOOX5

LED strip lights

monochrome, 8 mm



Häfele Loox5 LED 2062/2068/3045/3048



LED 2062



LED 2068



LED 3045/3048

Illuminance value in lx applies to 1 m strip length:

2700 K	3000 K	4000 K	5000 K	120°	
1050 lx	1090 lx	1120 lx	1130 lx		250 mm
435 lx	455 lx	460 lx	470 lx		500 mm
240 lx	245 lx	260 lx	260 lx		750 mm
145 lx	150 lx	155 lx	160 lx		1000 mm

LED 2062

2700 K	3000 K	4000 K	5000 K	120°	
2145 lx	2250 lx	2300 lx	2300 lx		250 mm
900 lx	940 lx	950 lx	955 lx		500 mm
480 lx	505 lx	510 lx	515 lx		750 mm
300 lx	310 lx	320 lx	320 lx		1000 mm

LED 2068/3045

2700 K	3000 K	4000 K	5000 K	120°	
2870 lx	3000 lx	3100 lx	3100 lx		250 mm
1210 lx	1270 lx	1310 lx	1320 lx		500 mm
665 lx	695 lx	715 lx	715 lx		750 mm
415 lx	430 lx	445 lx	450 lx		1000 mm

LED 3048

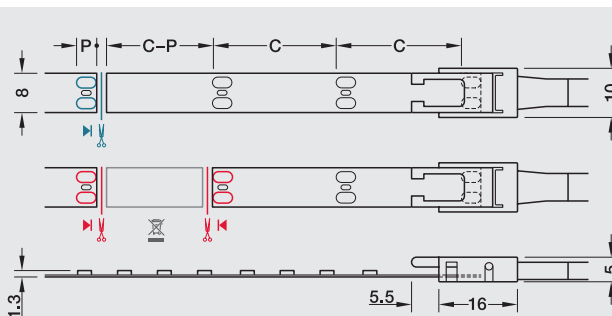
Equipped with high-quality Samsung LEDs

- > Dimmable: Yes
- > Material: Plastic
- > Finish/colour: White
- > Width: 8 mm
- > Height: 1.3 mm
- > Life time L80/B10: >50,000 h
- > Life time L70/B50: >80,000 h
- > Degree of protection: IP20
- > Mounting: Self-adhesive
- > Supplied with: 1 roll



Order reference:

Please order lead separately.



- Cut LED strip light to length
(one contact side remains on the remainder piece; reusable)
- Connect LED strip lights
(two contact sides required)

C = cut length

P = contact surface length

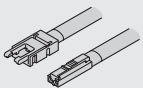


Maximum visual strip length applies for an imperceptible drop in luminous flux of max. 30%.



Häfele Loox5 LED 2062/2068/3045/3048

Voltage	Quantity	Colour temperature	Wattage	Luminous flux	Luminous efficiency	Colour rendering index CRI		Energy efficiency class	Section length C	Length of contact surface P	Max. strip length (visual)	Available length
V	LEDs/m	K	W/m	lm/m	lm/W	R _a	R _g		mm	mm	m	5 m
Häfele Loox5 LED 2062												
5 12V	60	2700	4.8	440	92	>90	>50		50	4	6.0	833.74.336
		3000	4.8	465	97	>90	>50		50	4	6.0	833.74.337
		4000	4.8	490	102	>90	>50		50	4	6.0	833.74.338
		5000	4.8	495	103	>90	>50		50	4	6.0	833.74.339
Häfele Loox5 LED 2068												
	120	2700	9.6	920	96	>90	>50		25	4	4.0	833.74.362
		3000	9.6	970	101	>90	>50		25	4	4.0	833.74.363
		4000	9.6	1000	104	>90	>50		25	4	4.0	833.74.364
		5000	9.6	1040	108	>90	>50		25	4	4.0	833.74.365
Häfele Loox5 LED 3045												
5 24V	120	2700	9.6	920	96	>90	>50		50	4	8.0	833.76.334
		3000	9.6	970	101	>90	>50		50	4	8.0	833.76.335
		4000	9.6	1000	104	>90	>50		50	4	8.0	833.76.336
		5000	9.6	1040	108	>90	>50		50	4	8.0	833.76.337
Häfele Loox5 LED 3048												
	120	2700	14.4	1270	88	>90	>50		50	4	6.2	833.76.352
		3000	14.4	1305	91	>90	>50		50	4	6.2	833.76.353
		4000	14.4	1340	93	>90	>50		50	4	6.2	833.76.354
		5000	14.4	1430	99	>90	>50		50	4	6.2	833.76.355



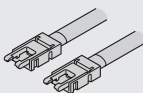
> 5 A/18 AWG lead for LED strip light 8 mm

Voltage	Length mm	Cat. No.
5 12V	2000	833.95.700
5 24V	2000	833.95.706



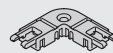
> 5 A clip connector for 8 mm LED strip light

	Cat. No.
Clip connector	833.89.206



> 5 A/18 AWG interconnecting lead for 8 mm LED strip light

Length mm	Cat. No.
500	833.89.192



> Corner connector, 90° rigid, 5 A for left or right for 8 mm LED strip light

	Cat. No.
Corner connector rigid	833.89.187

LOOX5

LED silicone strip lights

monochrome, 8 mm



Häfele Loox5 LED 3046



LED 3046

Illuminance value in lx applies to
1 m strip length:

2700 K	3000 K	4000 K	5000 K	120°	
1855 lx	1895 lx	1960 lx	2020 lx		250 mm
790 lx	805 lx	840 lx	860 lx		500 mm
435 lx	445 lx	465 lx	475 lx		750 mm
270 lx	275 lx	290 lx	295 lx		1000 mm

LED 3046

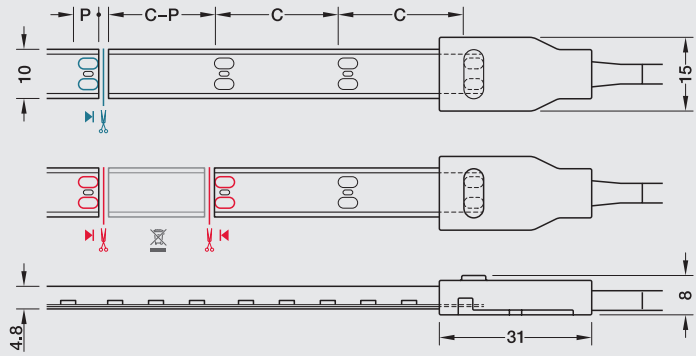
Equipped with high-quality Samsung LEDs

- > Dimmable: Yes
- > Material: Silicone
- > Finish/colour: White
- > Width: Strip: 8 mm, silicone sleeve: 10 mm
- > Height: Strip: 1.3 mm, silicone sleeve: 4.8 mm
- > Life time L80/B10: >50,000 h
- > Life time L70/B50: >80,000 h
- > Degree of protection: IP44 / optional IP20
- > Mounting: Self-adhesive
- > Supplied with: 1 roll



Order reference:

Please order lead separately.



- Cut LED strip light to length
(one contact side remains on the remainder piece; reusable)
- Connect LED strip lights
(two contact sides required)

C = cut length

P = contact surface length



Häfele Loox5 LED 3046

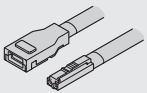
Voltage	Quantity	Colour temperature	Wattage	Luminous flux	Luminous efficiency	Colour rendering index CRI		Energy efficiency class	Section length C	Length of contact surface P	Max. strip length (visual)	Available length
V	LEDs/m	K	W/m	lm/m	lm/W	R _a	R _g		mm	mm	m	5 m
Häfele Loox5 LED 3046												
5 24V	120	2700	9.6	820	85	>90	>50		50	4	8.0	833.76.342
		3000	9.6	870	91	>90	>50		50	4	8.0	833.76.343
		4000	9.6	900	94	>90	>50		50	4	8.0	833.76.344
		5000	9.6	930	97	>90	>50		50	4	8.0	833.76.345



Maximum visual strip length applies for an imperceptible drop in luminous flux of max. 30%.



Degree of protection IP44



> 5 A/18 AWG lead for 8 mm LED silicone strip light

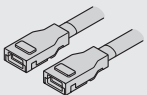
Voltage	Length mm	Cat. No.
5 24V	2000	833.95.709



> End cap set with adhesive for 8 mm LED silicone strip light

for sealing the shortened silicone sleeve; achieves degree of protection IP44

	Cat. No.
Set of 5, with 5 ml adhesive	833.89.184



> 5 A/18 AWG interconnecting lead for 8 mm LED silicone strip light

Length mm	Cat. No.
500	833.89.204

LED silicone strip lights

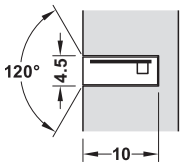
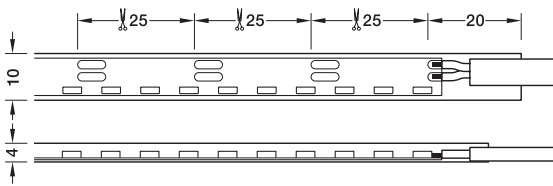
monochrome, lateral light emission



Häfele Loox5 LED 3099



LED 3099



Installation in groove

Illuminance in lx in relation to 1 m strip length:

2700 K	3000 K	4000 K	5000 K	120°	
820 lx	840 lx	845 lx	860 lx		250 mm
190 lx	195 lx	205 lx	215 lx		500 mm
85 lx	90 lx	100 lx	100 lx		750 mm
50 lx	50 lx	55 lx	55 lx		1000 mm

LED 3099

Lateral light emission, IP44

- > Light opening at the narrow side, no visible LED points
- > Slight groove (width 4 mm) and flat surface, shelves remain adjustable
- > Wave and ring shaped installation possible (radius min. 30 mm)
- > Can be split once: Both pieces with separate lead
- > Splash proof for use in wet rooms

- > Finish/colour: Matt white
- > Width: Strip: 8 mm, silicone sleeve: 10 mm
- > Height: silicone sleeve: 4 mm
- > Life time L80/B10: >50,000 h
- > Energy efficiency class: G
- > Degree of protection: IP44
- > Mounting: For press fitting into groove
- > Routing width: 4.5 mm
- > Routing depth: 10 mm
- > Supplied with: 1 roll with 2 x 0.2 m soldered lead 3.5 A/20 AWG (1 each on the left/right of the strip)

Häfele Loox5 LED 3099

Voltage V	Quantity LEDs/m	Colour temperature K	Wattage W/m	Luminous flux lm/m	Luminous efficiency lm/W	Colour rendering index CRI		Section length C mm	Length of contact surface P mm	Max. strip length (visual) m	Available length	
						R _a	R ₉				3 m	5 m
Häfele Loox5 LED 3099												
5 24 V	120	2700	9.6	500	52	>90	>50	25	6	3.0	833.75.260	833.75.265
		3000	9.6	520	54	>90	>50	25	6	3.0	833.75.261	833.75.266
		4000	9.6	540	56	>90	>50	25	6	3.0	833.75.262	833.75.267
		5000	9.6	540	56	>90	>50	25	6	3.0	833.75.263	833.75.268



Maximum visual strip length applies for an imperceptible drop in luminous flux of max. 30%.

LED strip lights

Multi-white, 8 mm

Häfele Loox5 LED 2073 / 2076; Standard



LED 2073



LED 2076

Illuminance value in lx applies to 1 m strip length:

2700 K		5000 K		120°	
1025 lx	1075 lx	☀️		250 mm	
425 lx	445 lx	☀️		500 mm	
230 lx	245 lx	☀️		750 mm	
145 lx	150 lx	☀️		1000 mm	

LED 2073

2700 K		5000 K		120°	
2040 lx	2110 lx	☀️		250 mm	
850 lx	875 lx	☀️		500 mm	
460 lx	470 lx	☀️		750 mm	
280 lx	290 lx	☀️		1000 mm	

LED 2076

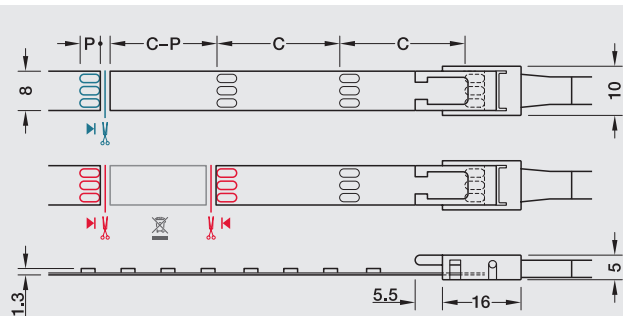
Optimised light mixture

- > Cool white and warm white LEDs in the smallest of spaces
- > Optimal light mixture without flickering

- > Dimmable: Yes
- > Material: Plastic
- > Finish/colour: White
- > Width: 8 mm
- > Height: 1.3 mm
- > Life time L80/B10: >30,000 h
- > Energy efficiency class: A+
- > Degree of protection: IP20
- > Mounting: Self-adhesive
- > Supplied with: 1 roll



Order reference:
Please order lead separately.



- Cut LED strip light to length
(one contact side remains on the remainder piece; reusable)
- Connect LED strip lights
(two contact sides required)

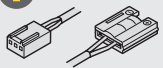
C = section length
P = length of contact surface

Häfele Loox5 LED 2073 / 2076; Standard

Voltage	Quantity	Colour temperature	Wattage	Luminous flux	Luminous efficacy	Colour rendering index CRI		Weight. energy consumpt. per m in kWh/1000 h	Section length C	Length of contact surface P	Max. strip length (visual)	Available length
						R _a	R ₉					
V	LEDs/m	K	W/m	lm/m	lm/W	R _a	R ₉		mm	mm	m	5 m
5 12V	Häfele Loox5 LED 2073											
	2 x 60	2700	4.8	425	88	90	>50	5.28	50	4	4.5	833.74.316
		5000		465	96							
	Häfele Loox5 LED 2076											
2 x 120	2700	9.6	875	91	90	>50	10.56	25	3.5	3	833.74.318	
	5000		940	97								



Maximum visual strip length applies for an imperceptible drop in luminous flux of max. 30%.



> 3.5 A/20 AWG interconnecting lead for 8 mm multi-white LED strip light

Length mm	Cat. No.
500	833.72.717



> 3.5 A clip connector for 8 mm multi-white LED strip light

	Cat. No.
Clip connector	833.89.208



> Corner connector 90° rigid, 3.5 A for left or right for 8 mm multi-white LED strip light

	Cat. No.
Corner connector rigid	833.89.188

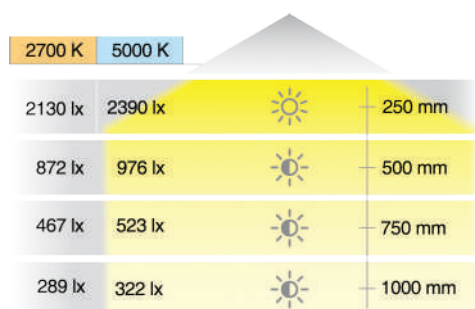
LED strip lights

multi-white

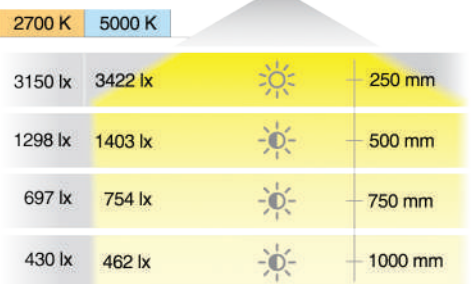
Häfele Loox5 LED 3014 / 3016



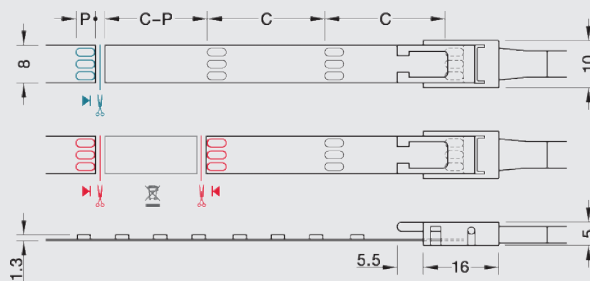
LED 3014



LED 3016



- > Dimmable: Yes
- > Finish/colour: White
- > Length: 5000 mm / 50000 mm
- > Width: 8 mm
- > Height: 1.3 mm
- > Lifetime L80/B10: > 30,000 hours
- > Energy efficiency class: A+
- > Degree of protection: IP20
- > Mounting: Self adhesive



- Cut LED strip light to length (one contact side remains with the offcut; can be re-used)
- Connect LED strip lights (two contact sides required)

C = cut length
P = contact surface length

+ Multi-white strip light to driver connector

Voltage	Width (mm)	Cat. No.
5 ^{24V}	8	833.95.708

Voltage	Quantity LEDs/m	Colour temperature	Luminous flux per metre	Luminous efficacy	Wattage per metre	Colour rendering index		Weighted energy consumption kWh/1000 h	Section length C	Contact surface Length P	Available Length	
						R _a	R ₉				5m	50 m
5 ^{24V}	Häfele Loox LED 3014											
	2x 120	2700	866	88	9.6	90	>50	5.28	50	4	833.72.270	833.72.271
		5000	950	96								
	Häfele Loox LED 3016											
2x 120	2700	1296	91	14.4	90	>50	10.56	50	3.5	833.77.280	833.77.281	
	5000	1409	97									

LED strip lights

RGB, 10 mm



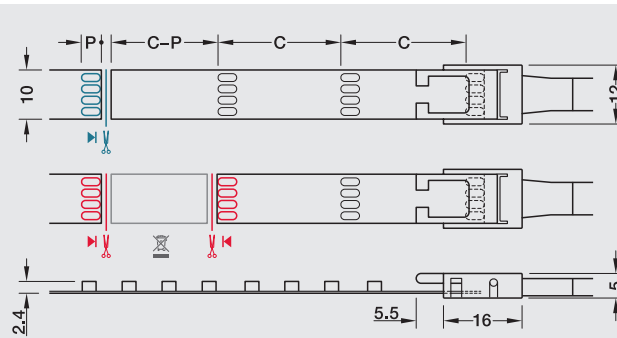
Häfele Loox5 LED 3080



LED 3080

- > Dimmable: Yes
- > Material: Plastic
- > Finish/colour: White
- > Width: 10 mm
- > Height: 2.4 mm
- > Degree of protection: IP20
- > Mounting: Self-adhesive
- > Supplied with: 1 roll

Order reference:
Please order lead separately.



- Cut LED strip light to length
(one contact side remains on the remainder piece; reusable)
- Connect LED strip lights
(two contact sides required)

C = cut length
P = contact surface length

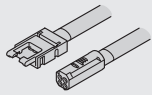
Ordering instruction
Accessories are required for controlling RGB lights.
Please order separately, see chapter Networking, page 112.

Häfele Loox5 LED 3080

Voltage V	Number of LEDs/m	Colour tempera- ture K	Wattage W/m	Luminous flux lm/m	Luminous efficiency lm/W	Section length C mm	Length of con- tact surface P mm	Max. strip length (visual) m	Available length 5 m
5 24V	Häfele Loox5 LED 3080								
	120	RGB	9.6	530	51	50	3.8	6.5	833.76.386



Maximum visual strip length applies for an imperceptible drop in luminous flux of max. 30%.



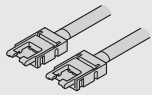
> 3.5 A/20 AWG lead
for LED RGB strip light, 10 mm

Voltage	Length mm	Cat. No.
5 24V	2000	833.95.710



> 3.5 A clip connector
for LED RGB strip light, 10 mm

	Cat. No.
Clip connector	833.89.209



> 3.5 A/20 AWG interconnecting lead
for LED RGB strip light, 10 mm

Length mm	Cat. No.
500	833.89.201



> Corner connector, 90° rigid, 3.5 A
for left or right for LED RGB strip light,
10 mm

	Cat. No.
Corner connector rigid	833.89.189



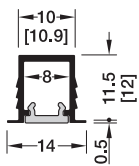

Profiles for recess mounting

Aluminium

Häfele Loox5 profile 1104/1103



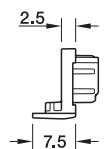
Häfele Loox5 profile 1104



[routing dimensions]



End caps



- > Material: Profile: aluminium, diffuser: polycarbonate
- > Finish/colour: Profile: anodized, diffuser: opal white, light permeability 60–70 %
- > Length: 3000 mm
- > Diffuser width: Profile 1104: 8 mm
Profile 1103: 11 mm
- > Supplied with: 1 aluminium profile
1 diffuser opal white

Colour	Profile 1104	Profile 1103
Black	833.95.725	833.95.723
Silver coloured	833.95.724	833.95.722

Note
Profile 1104 suitable for use with LED strip lights max. 5 mm wide.

End caps for Häfele Loox5 profile 1104, 1103

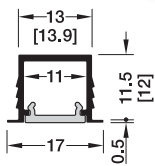

- > Material: Plastic
- > Version: With cable outlet
- > Packing: 10 piece

Colour	End cap 1104	End cap 1103
Black	833.95.769	833.95.767
Silver coloured	833.95.768	833.95.766

Diffusers
The diffuser creates a uniform light.
The LED points are invisible from 120 LEDs/m.
If required, please order alternative diffusers in black or transparent separately.

Diffusers see page 86

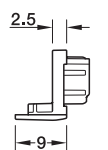
Häfele Loox5 profile 1103



[routing dimensions]



End caps



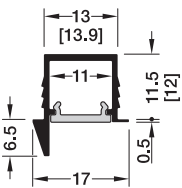

Profiles for recess mounting

Aluminium

Häfele Loox5 profile 1105, asymmetric light distribution



Häfele Loox5 profile 1105



[routing dimensions]

End caps



- > Material: Profile: aluminium, diffuser: polycarbonate
- > Finish/colour: Profile: anodized, diffuser: opal white, light permeability 60–70 %
- > Length: 3000 mm
- > Diffuser width: 11 mm
- > Supplied with: 1 aluminium profile
1 diffuser opal white

Colour	Cat. No.
Black	833.95.727
Silver coloured	833.95.726

End caps for Häfele Loox5 profile 1105

- > Material: Plastic
- > Version: With cable outlet
- > Packing: 10 piece

Colour	Cat. No.
Black	833.95.771
Silver coloured	833.95.770

Anti-glare shield
Asymmetric light distribution allows for a glare-free light source.

Diffusers
The diffuser creates a uniform light. The LED points are invisible from 120 LEDs/m. If required, please order alternative diffusers in black or transparent separately.

➔ Diffusers see page 86

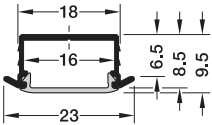
Profiles for recess mounting

Aluminium

Häfele Loox profile for recess mounting



End cap



- > Material: Aluminium
- > Finish/colour: Silver coloured anodized
- > Length x width: 2500 x 18 mm
- > Height: 8.5 mm
- > Supplied with: 1 profile, 1 diffuser

Colour	Cat. No.
Silver coloured with milky diffuser	833.72.844

! LED points are always visible when this profile is used


+ End cap with cable outlet for 833.72.844

- > Material: Plastic
- > Supplied with: 2 pieces

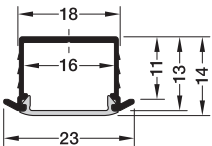
Colour	Cat. No.
Silver coloured	833.72.855

➔ Diffusers see page 86

Häfele Loox profile for recess mounting



End cap



- > Material: Aluminium
- > Finish/colour: Silver coloured anodized
- > Length x width: 2500 x 18 mm
- > Height: 13 mm
- > Supplied with: 1 profile, 1 diffuser

Colour	Cat. No.
Silver coloured with milky diffuser	833.72.846

+ End cap with cable outlet for 833.72.846

- > Material: Plastic, silver coloured
- > Supplied with: 2 pieces

Colour	Cat. No.
Silver coloured	833.72.854

➔ Diffusers see page 86

LOOX 2022, HfE-en, 03/22; Dimensional data not binding. We reserve the right to alter specifications without notice.

Profiles for recess mounting

Aluminium

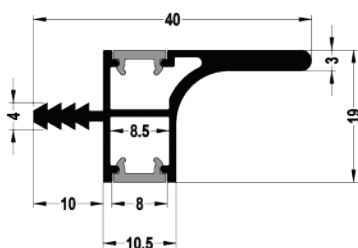
Häfele Loox two-way profile for recess mounting 7102

The 3-in-1 Two-way Handle Profile comes with a Gola profile handle that provides a groove for opening shutters and acts as a dual lighting source for both inner cabinet as well as under-cabinet area.



833.16.179
Silver

833.16.178
Black



Features

- > Sleek Design
- > 3-in-1 profile: Top and Bottom Illumination with Gola Profile Handle
- > Material: Profile: Aluminium, Diffuser: Plastic
- > Finish/ Colour: Profile: Silver and Black
Diffuser: White Opal
- > Length × Width: 2500 mm × 40 mm
- > Height: 19 mm
- > Application: Bottom Panel of Overhead Wall Cabinets in Kitchen and Study Areas
- > Mounting: Recess Mounted
- > Diffuser Details: Flat Diffuser with No Protrusion
Easy to Clean
Transmittance 70-80%
- > Supplied With: 1 Aluminium Profile
2 Diffusers

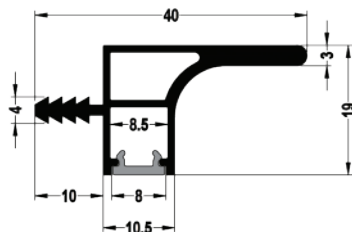
Description	Finish	Cat. No.
7102 Two Way Profile	Silver	833.16.179
7102 Two Way Profile	Black	833.16.178

Häfele Loox one-way profile for recess mounting 7103



833.16.177
Silver

833.16.176
Black



Features


- > Sleek Design
- > 2 in 1 Profile: Bottom Illumination With Gola Profile Handle
- > Material: Profile: Aluminium, Diffuser: Plastic
- > Finish/ Colour: Profile: Silver and Black
Diffuser: White Opal
- > Length × Width: 2500 mm × 40 mm
- > Height: 19 mm
- > Application: Bottom Panel of Cabinets for Kitchen and Study Areas
- > Mounting: Recess Mounted
- > Diffuser Details: Flat Diffuser with No Protrusion
Easy to Clean
Transmittance 70-80%
- > Supplied With: 1 Aluminium Profile
1 Diffuser

Description	Finish	Cat. No.
7103 One Way Profile	Silver	833.16.177
7103 One Way Profile	Black	833.16.176

Profiles for recess mounting

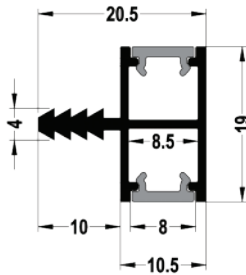
Aluminium

Häfele Loox two-way shelf profile for recess mounting 7104



833.16.175
Silver

833.16.174
Black



Features

- > Innovative concept of two-way shelf profile design for dual illumination
- > Two way illumination from top and bottom catering to two areas simultaneously
- > Material: Profile: Aluminium, Diffuser: Plastic
- > Finish/ Colour: Profile: Silver and Black
Diffuser: White Opal
- > Length x Width: 2500 mm x 20.5 mm
- > Height: 19 mm
- > Application: Wardrobes, Kitchen Cabinets, Bookshelves and TV Units
- > Mounting: Recess Mounted
- > Diffuser Details: Flat Diffuser with No Protrusion
Easy to Clean
Transmittance 70-80%
- > Supplied With: 1 Aluminium Profile
2 Diffusers

Description	Finish	Cat. No.
7104 Two-way Shelf Profile	Silver	833.16.175
7104 Two-way Shelf Profile	Black	833.16.174

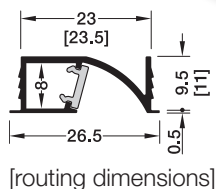

Profiles for recess mounting

Aluminium

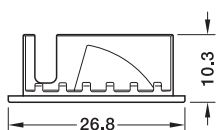
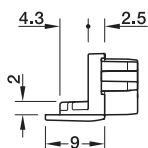
Häfele Loox5 profile 1107/1106, asymmetric light distribution



Häfele Loox5 profile 1107



End caps



- > Material: Profile: aluminium, diffuser: polycarbonate
- > Finish/colour: Profile: anodized, diffuser: opal white, light permeability 60–70 %
- > Length: 3000 mm
- > Diffuser width: Profile 1107: 8 mm, profile 1106: 11 mm
- > Supplied with: 1 aluminium profile
1 diffuser opal white

Colour	Profile 1107	Profile 1106
Black	833.95.731	833.95.729
Silver coloured	833.95.730	833.95.728

! Profile 1106 and 1107 suitable for use with LED strip lights up to a width of max. 5 mm.
Glare-free light, ideal for vertical installation in wardrobes.

End caps for Häfele Loox5 profile 1107 and 1106

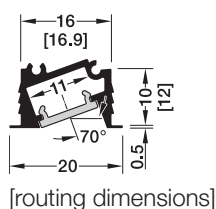

- > Material: Plastic
- > Version: With cable outlet
- > Mounting: For screw fixing
- > Supplied with: 10 piece

Colour	Profile 1107	Profile 1106
Black	833.95.820	833.95.773
Silver coloured	833.95.821	833.95.772

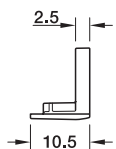
! **Diffusers**
The diffuser creates a uniform light.
If required, please order alternative diffusers in black or transparent separately.

➔ Diffusers see page 86

Häfele Loox5 profile 1106



End caps



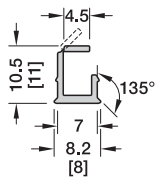

Profiles for recess mounting

Polycarbonate

Häfele Loox5 profile 1102/1101



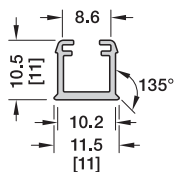

Häfele Loox5 profile 1102



[routing dimensions]

- > Material: Polycarbonate
- > Length: 3000 mm
- > Supplied with: 1 plastic profile

Häfele Loox5 profile 1101



[routing dimensions]

Colour	Light permeability	Profile 1102	Profile 1101
Black	~20 %	833.95.741	833.72.899
Opal white	60-70 %	833.95.740	833.72.898



Note

Profiles 1102 and 1101 are suitable for use with LED strip lights up to max. 9.6 W/m.

Profile 1102 is suitable for use with LED strip lights max. 5 mm wide.

Profile 1101 is suitable only for LED strip lights with a width of precisely 8 mm.

The diffuser creates a uniform light.

The LED points in the white version are invisible from 120 LEDs/m.

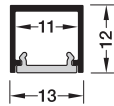
Profiles for surface mounting

Aluminium

Häfele Loox5 profile 2102



Häfele Loox5 profile 2102



Flush recess mounted
diffuser

- > Material: Profile: aluminium, diffuser: polycarbonate
- > Finish/colour: Profile: anodized, diffuser: opal white, light permeability 60–70 %
- > Length: 3000 mm
- > Diffuser width: Profile 2101: 13 mm
Profile 2102: 11 mm
- > Supplied with: 1 aluminium profile
1 diffuser opal white

Colour	Profile 2102
Black	833.95.735
Brushed stainless steel coloured	833.95.763



Diffusers

The diffuser creates a uniform light.
The LED points are invisible from 120 LEDs/m.
If required, please order alternative diffusers in black or transparent (only for width 11 mm) separately.




Diffusers see page 86

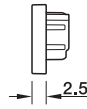


Häfele Loox5 profile 2102

Häfele Loox5 profile 2102



End caps




End caps for Häfele Loox5 profile 2101 / 2102

- > Material: Plastic
- > Version: With drill mark for cable outlet
- > Supplied with: 5 Pair of end caps

Colour	End cap 2102
Black	833.95.778
Brushed stainless steel coloured	833.95.779

Adhesive tape for Häfele Loox5 profile 2102



- > Area of application: For fixing aluminium on wood, metals, or plastics
- > Version: Double-sided, high instant adhesion, high temperature resistance
- > Length: 33 m
- > Width: 10 mm
- > Thickness: 0.6 mm

	Cat. No.
Adhesive tape	833.89.266



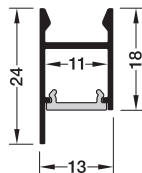
Profiles for surface mounting

Aluminium

Häfele Loox5 profile 2104, with concealed fixing



Häfele Loox5 profile 2104, with asymmetric light distribution



- > Material: Profile: aluminium, diffuser: polycarbonate
- > Finish/colour: Profile: anodized, diffuser: opal white, light permeability 60–70 %
- > Length: 3000 mm
- > Diffuser width: 11 mm
- > Supplied with: 1 aluminium profile
1 diffuser opal white


Colour	Profile 2104
Black	833.95.739
Brushed stainless steel coloured	833.95.765

! **Order reference**
Please order (mandatory) mounting bracket separately.

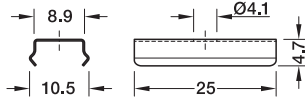
! **Diffusers**
The diffuser creates a uniform light.
The LED points are invisible from 120 LEDs/m.
If required, please order alternative diffusers in black or transparent separately.

➔ Diffusers see page 86

Häfele Loox5 profile 2104, with concealed fixing



Mounting bracket for concealed fixing



Mounting bracket

- > Material: Stainless steel
- > Mounting: For screw fixing
- > Supplied with: 5 pair of mounting brackets


	Cat. No.
Mounting bracket	833.95.761

End caps for Häfele Loox5 profile 2104


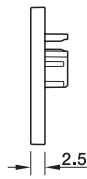
- > Material: Plastic
- > Version: With drill mark for cable outlet
- > Supplied with: 5 pair of end caps

Colour	End cap 2104
Black	833.95.784
Brushed stainless steel coloured	833.95.785

Häfele Loox5 profile 2104



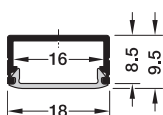
End caps



Profiles for surface mounting

Aluminium

Häfele Loox profile for surface mounting



End cap



Retaining clip

- > Material: Aluminium
- > Finish/colour: Silver coloured anodized
- > Length x width: 2500 x 18 mm
- > Height: 9.5 mm
- > Supplied with: 1 profile, 1 diffuser

Colour	Cat. No.
Silver coloured with milky diffuser	833.72.840



Note

LED points are always visible when this profile is used.
Permanent operation (≥ 8 hours/day) only with LED strip lights up to 9.6 W/m.



End cap for 833.72.840

- > Material: Plastic, silver coloured
- > Supplied with: 2 pieces

Colour	Cat. No.
Silver coloured	833.72.852

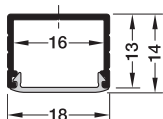
Retaining clip for 833.72.840

- > Material: Stainless steel, silver coloured
- > Supplied with: 2 pieces

Version	Cat. No.
Retaining clip	833.74.832



Diffusers see page 86



End cap



Retaining clip

- > Material: Aluminium
- > Finish/colour: Silver coloured anodized
- > Length x width: 2500 x 18 mm
- > Height: 14 mm
- > Supplied with: 1 profile, 1 diffuser

Colour	Cat. No.
Silver coloured with milky diffuser	833.72.841



End cap for 833.72.841

- > Material: Plastic
- > Supplied with: 2 pieces

Colour	Cat. No.
Silver coloured	833.72.853

Retaining clip for 833.72.841

- > Material: Stainless steel, silver coloured
- > Supplied with: 2 pieces

Version	Cat. No.
Retaining clip	833.74.832



Diffusers see page 86

Profiles for surface mounting

Aluminium

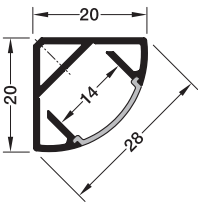
Häfele Loox corner profile



Holder



Mounting plate



- > Material: Aluminium
- > Finish/colour: Profile: Silver coloured anodized
Diffuser: Milky
- > Length x width: 2500 x 28 mm
- > Height: 20 mm
- > Supplied with: 1 aluminium profile
1 diffuser milky

Colour	Cat. No.
Silver coloured	833.74.812

⊕ End cap and holder/ mounting plate

- > Material: End cap and holder: Plastic, silver coloured: Mounting plate: Stainless steel
- > Supplied with: 2 pieces


	Cat. No.
End cap & Holder	833.74.825
Mounting plate	833.74.826




Profiles for surface mounting

Aluminium

Häfele Loox corner profile 7106



833.16.181
Silver



833.16.180
Black



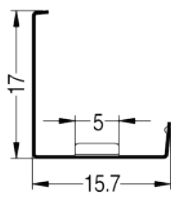
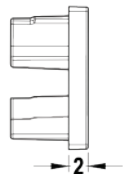
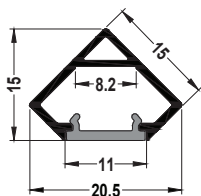
833.01.930
End Cap - Silver



833.01.931
End Cap - Black



833.01.932
Mounting Bracket



Features

- > Sleek Design
- > Unique Corner Mounting Application: Easily mounted using mounting bracket

- > Material: Profile: Aluminium, Diffuser: Plastic
- > Finish/ Colour: Profile: Silver and Black
Diffuser: White Opal
- > Length x Width: 2500 mm x 20.5 mm
- > Height: 15 mm
- > Application: In Cove/ Niche Applications,
Under Overhead Kitchen
Cabinets and Inside
Wardrobes/ Cabinets
- > Mounting: Surface Mounted
- > Diffuser Details: Flat Diffuser with No Protrusion
Easy to Clean
Transmittance 70-80%
- > Supplied With: 1 Aluminium Profile
1 Diffuser

Description	Finish	Cat. No.
7106 Corner Profile	Silver	833.16.181
7106 Corner Profile	Black	833.16.180

+ End Cap

- > Material: Plastic
- > Finish/ Colour: Silver and Black
- > Supplied with: 2 pieces

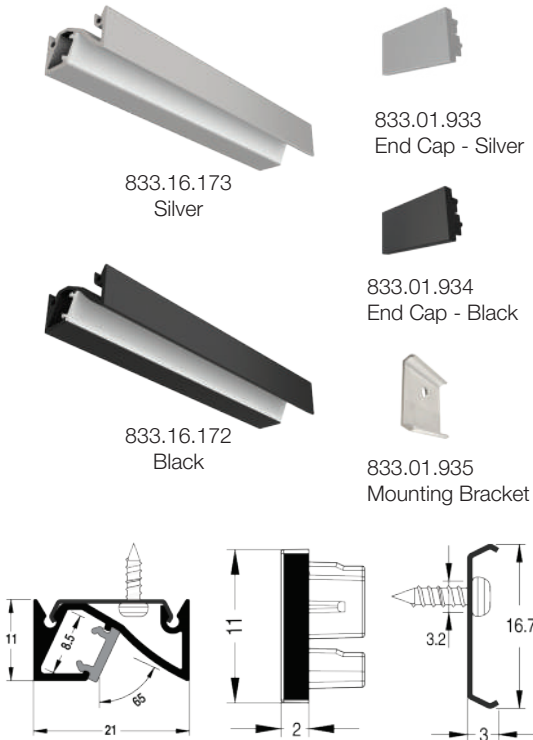
+ Mounting Bracket

- > Material: Stainless Steel
- > Finish/ Colour: Stainless Steel
- > Supplied With: 2 pieces

Description	Finish	Cat. No.
End Cap for Corner Profile	Silver	833.01.930
End Cap for Corner Profile	Black	833.01.931
Mounting Bracket for Corner Profile	Stainless Steel	833.01.932



Häfele Loox surface angular profile 7107



- > Asymmetric Light Throw
- > Glare-free Light Effect, Ideal for Vertical Installation in Wardrobes

- > Material: Profile: Aluminium, Diffuser: Plastic
- > Finish/ Colour: Profile: Silver and Black
Diffuser: White Opal
- > Length x Width: 2500 mm x 21 mm
- > Height: 11 mm
- > Application: Under Overhead Cabinets in Kitchens, Wardrobe Shelves and Wardrobe Side Panels
- > Mounting: Surface Mounted
- > Diffuser Details: Flat Diffuser with No Protrusion
Easy to Clean
Transmittance 70-80%
- > Supplied With: 1 Aluminium Profile
1 Diffuser

Description	Finish	Cat. No.
7107 Surface Angular Profile	Silver	833.16.173
7107 Surface Angular Profile	Black	833.16.172

+ End Cap

- > Material: Plastic
- > Finish/ Colour: Silver and Black
- > Supplied with: 2 pieces

+ Mounting Bracket

- > Material: Stainless Steel
- > Finish/ Colour: Stainless Steel
- > Supplied with: 2 pieces


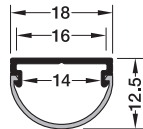
Description	Finish	Cat. No.
End Cap for Surface Angular Profile	Silver	833.01.933
End Cap for Surface Angular Profile	Black	833.01.934
Mounting Bracket for Surface Angular Profile	Stainless Steel	833.01.935




Profiles for surface mounting

Aluminium

Häfele Loox drawer profile



End caps



Retaining clip



Door Sensors

- > Material: Aluminium
- > Finish/colour: Profile: Silver coloured anodized
Diffuser: Milky
- > Length x width: 2500 x 18 mm
- > Height: 12.5 mm
- > Supplied with: 1 aluminium profile
1 diffuser milky

Colour	Cat. No.
Silver coloured	833.74.835

- +** **End cap set**
- > Material: ABS plastic, silver coloured
- > Supplied with: 5 sets of end caps, fixing screws

	Cat. No.
End cap set	833.74.877

- Retaining clip**
- > Material: Stainless steel, silver coloured
- > Supplied with: 2 pieces

	Cat. No.
Retaining clip	833.74.893

- Door sensor**
- Door sensors for Loox drawer profile (30W)

	Cat. No.
Door sensors for Loox drawer profile (30W)	833.89.110

Profiles

Aluminium

Häfele Loox circular wardrobe rail, 7105



833.16.171
Silver



833.16.170
Black



833.01.938
Centre Support
Silver



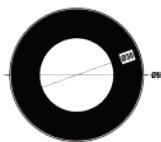
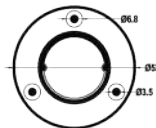
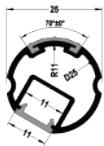
833.01.939
Centre Support
Black



833.01.940
End Cap and
Cover - Silver



833.01.941
End Cap and
Cover - Black



The Circular Wardrobe Rail possesses a 2-in-1 functionality acting as a wardrobe rail and lighting source and comes with a built-in anti-skid feature that prevents noisy sliding and slipping of hangers.

- > Slim circular design
- > Anti-skid feature provides better grip for hangers and makes silent operation possible
- > Angular throw for glare free light effect

- > Material: Profile: Aluminium, Diffuser: Plastic
- > Finish/ Colour: Profile: Silver and Black
Diffuser: White Opal
- > Length x Diameter: 2500 mm x 25 mm
- > Application: Wardrobe
- > Mounting: Surface Mounted
- > Diffuser Details: Flat Diffuser with No Protrusion
Easy to Clean
Transmittance 70-80%
- > Supplied With: 1 Aluminium Profile
1 Diffuser

Description	Finish	Cat. No.
7105 Circular Wardrobe Rail	Silver	833.16.171
7105 Circular Wardrobe Rail	Black	833.16.170

+ Centre Support

- > Material: Plastic
- > Finish/ Colour: Silver and Black
- > Supplied With: 1 piece

+ End Cap and Cover

- > Material: Plastic
- > Finish/ Colour: Silver and Black
- > Supplied With: 1 piece

Description	Finish	Cat. No.
Centre Support for Circular Wardrobe Rail	Silver	833.01.938
	Black	833.01.939
End Cap for Circular Wardrobe Rail with End Cap Cover	Silver	833.01.940
	Black	833.01.941

* To install Circular Wardrobe Rail, you need to order 2 pieces of End Cap with Cover, i.e. article no. 833.01.940/ 833.01.941


Profiles

Aluminium

Häfele Loox wardrobe rail, asymmetric light distribution



Rail end support,
side panel



Wardrobe rail,
rail centre support

- > Material: Aluminium
- > Finish/colour: Profile: Silver coloured anodized
Diffuser: Milky
- > Length x width: 2500 x 15 mm
- > Height: 30 mm
- > Supplied with: 1 aluminium profile
1 diffuser milky

Colour

Silver coloured

Cat. No.

833.72.790

- ! LED points are always visible when this profile is used.

+ Rail end support, side panel

- > Material: Zinc alloy
- > Mounting: For screw fixing to side panel
- > Supplied with: 1 piece

Cat. No.

Rail end support, side panel

803.33.757

Rail centre support, wardrobe rail

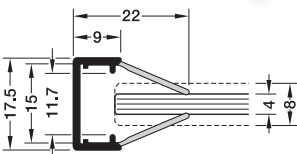
- > Material: Zinc alloy, chrome plated
- > Mounting: For screw fixing
- > Supplied with: 1 piece

Cat. No.

Wardrobe rail, rail centre support

802.07.200

Häfele Loox glass edge profile



- > Material: Poly-carbonate
- > Finish/colour: Profile: Silver coloured
Diffusers: Milky
- > Length x width: 2000 x 17.5 mm
- > Height: 22 mm
- > Application: For screw fixing
- > Supplied with: 1 aluminium profile
2 diffusers milky

Colour

Silver coloured

Cat. No.

833.74.733

Effect of the glass edge on the light

- > Glass edge with satin finish = even light line
- > Clear glass edge = point light

- ! For manufacturing customised glass edge lighting for glass thicknesses of 4–8 mm. Without load bearing function. Only for LED strip lights with max. 9.6 W/m. Note the dimensions of the clip connector.

Linear Lens

Häfele Loox Linear Lens

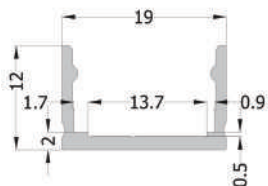


The lens achieves the following improvement over a traditional profile light without a focusing lens

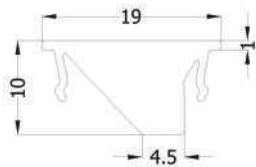
- > Brighter: Increase in illuminance (in lx) by 100% which means that the Linear Lens amplifies the light and, optimally distributes and guides it in the desired focused area.
- > Glare-free: Directed light distribution reduces glare by 85% in undesirable areas.

- > Material: PMMA* (Lens), Aluminium (Profile)
- > Mounting: Recessed
- > Protected Häfele in-house assortment, made in Germany with certified Häfele standards
- > Fully compatible with the Häfele Loox5 Lighting System
- > Can be used with the standard 5 mm and 8 mm strip lights
- > Can be controlled via the BLE Mesh (to be launched) with the smartphone APP or Loox Range of Switches
- > Quick assembly, easy configuration and straight forward operation

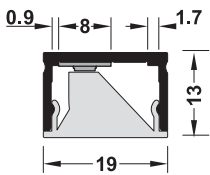
*Polymethyl Methacrylate (Acrylic)



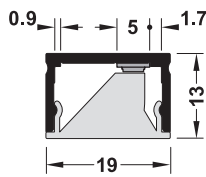
Profile: Cross Section



Linear Lens: Cross Section



With 8 mm Strip Light



With 5 mm Strip Light



Coverage with Häfele Linear Lens



Standard Coverage

Description	Dimension (LxDxH)	Cat. No.
Linear Lens	2500 x 19 x 10 mm	833.89.300
Profile for Linear Lens	2500 x 19 x 12 mm	833.01.870
End Caps	19 x 13 x 4 mm	833.01.764

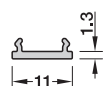
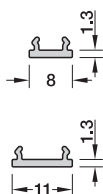
LOOX 2022, HfE-en, 03/22; Dimensional data not binding. We reserve the right to alter specifications without notice.

Diffusers, cooling strip

Häfele Loox5 diffusers for profiles for recess mounting 1103 / 1104 / 1106 / 1107 as well as for profiles for surface mounting 2102 & 2104



Dimensions




- > Material: Plastic
- > Length: 3000 mm
- > Supplied with: 1 diffuser

Width mm	Transmittance black, ~25 %
8	833.95.758
11	833.95.759



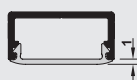

The LED points are invisible from 120 LEDs/m. When using the black diffuser, LED points may be visible.

Replacement diffuser for Loox profiles with 16 mm internal dimension



Frosted

Milky



Diffuser version: Protruding, for push fitting

- > Material: Plastic
- > Length: 2500 mm
- > Supplied with: 1 diffuser

Diffuser	Frosted	Milky
Protruding, for push fitting	833.74.780	833.74.781



Diffuser version: Flush, for sliding in

- > Material: Plastic
- > Length: 2500 mm
- > Supplied with: 1 diffuser

Diffuser	Frosted	Milky
Protruding, flush for sliding in	833.72.858	833.72.859



- > Simple replacement of existing diffusers in order to switch from frosted to milky
- > Cannot be used for the following aluminium profiles: 833.74.812, 833.74.813 or for aluminium profiles with curved diffusers
- > Can be used only with Loox aluminium profiles



MARC JACOBS
MARC BY MARC JACOBS

MARC JACOBS
MARC BY MARC JACOBS

MARC JACOBS
MARC BY MARC JACOBS

CHANEL

Recess/surface mounted downlights

Monochrome, drill hole Ø: 55 mm



Häfele Loox5 LED 2047



3000 K	4000 K	5000 K	120°	
560 lx	570 lx	670 lx		250 mm
210 lx	215 lx	245 lx		500 mm
115 lx	115 lx	135 lx		750 mm
75 lx	75 lx	90 lx		1000 mm

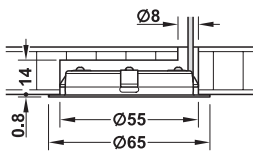
LED 2047

- > Dimmable: Yes
- > Material: Steel
- > Life time L80/B10: 30,000 h
- > Energy efficiency class: G
- > Degree of protection: IP20
- > Mounting: For mounting in drilled hole, for clamp fixing or for screw fixing
- > Drill hole Ø: 55 mm
- > Supplied with: 1 light with 2 m lead

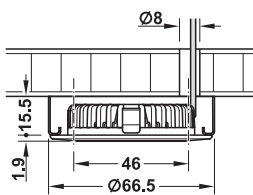


Häfele Loox5 LED 2047

Voltage V	Number of LEDs	Colour temperature K	Wattage W	Luminous flux lm	Luminous efficacy lm/W	Colour rendering index CRI R _a	Stainless steel coloured	Silver coloured	Polished chrome plated
Häfele Loox5 LED 2047									
5 12V	24	3000	3	210	70	90	833.72.390	833.72.340	833.72.300
		4000	3	216	72	90	833.72.391	833.72.341	833.72.301
		5000	3	240	80	83	833.72.392	833.72.342	833.72.302



Recess mounting




Surface mounting



> Surface mounted housing, steel

Colour	Cat. No.
Stainless steel coloured	833.72.804
Silver coloured	833.72.803
Polished chrome plated	833.72.802





Recess/surface mounted downlights

multi-white, drill hole Ø: 55 mm



Häfele Loox5 LED 2048



- > Material: Steel
- > Energy efficiency class: G
- > Degree of protection: IP45
- > Mounting: For mounting in drilled hole, for clamp fixing or for screw fixing
- > Drill hole Ø: 55 mm
- > Supplied with: 1 light with 2 m multi-white lead

2700 K	5000 K	120°	
290 lx	345 lx		250 mm
110 lx	130 lx		500 mm
60 lx	70 lx		750 mm
40 lx	45 lx		1000 mm

LED 2048

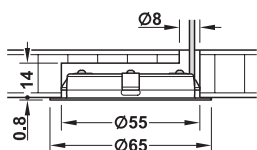
- 5 12 V** Loox5 12 V driver see page 165
- 5 24 V** Loox5 24 V driver see page 166

Ordering instruction
 Accessories are required for controlling multi-white lights.
 Please order separately, see chapter Networking, page 122.

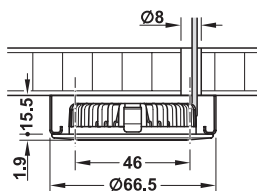


Häfele Loox5 LED 2048

Voltage V	Number of LEDs	Colour tempera- ture K	Wattage W	Luminous flux lm	Luminous efficacy lm/W	Colour ren- dering index CRI R _a	Stainless steel co- loured	Silver coloured	Polished chrome plated
5 12 V	Häfele Loox LED 2048								
	60	2700 5000	3 3	255 255	85 85	90 83	833.72.403	833.72.402	833.72.401



Recess mounting




Surface mounting



> Surface mounted housing

Colour	Cat. No.
Stainless steel coloured	833.72.804
Silver coloured	833.72.803
Polished chrome plated	833.72.802





Recess/surface mounted downlights

Monochrome, drill hole Ø: 26 mm



Häfele Loox5 LED 2022



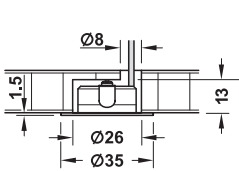
- > Dimmable: Yes
- > Material: Aluminium
- > Energy efficiency class: G
- > Degree of protection: IP44 as recess mounted downlight; IP20 with downlight housing (surface mounted downlight)
- > Number of LEDs: 3
- > Mounting: For mounting in drilled hole, for clamp fixing or for screw fixing
- > Drill hole Ø: 26 mm
- > Supplied with: 1 light with 2 m lead

3000 K	4000 K	5000 K	90°	
650 lx	650 lx	650 lx		250 mm
163 lx	163 lx	163 lx		500 mm
72 lx	72 lx	72 lx		750 mm
40 lx	40 lx	40 lx		1000 mm

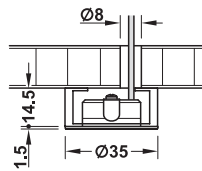
! The IP44 degree of protection is reduced to IP20 when surface mounted or recess mounting with through hole.

Voltage	Colour temperature	Wattage	Luminous flux	Luminous efficiency	Colour rendering index	Silver coloured anodized
V	K	W	lm	lm/W	CRI R _a	
5 12V	3000	1.5	105	70	82	833.72.040
	4000	1.5	105	70	87	833.72.041
	5000	1.5	105	70	88	833.72.042

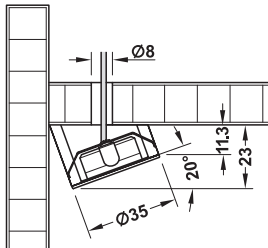
Häfele Loox5 LED 2022



Recess mounting



Surface mounting



> Downlight housing, round

Colour	Cat. No.
Silver coloured anodized	833.72.831



> Downlight housing, wedge-shaped

Colour	Cat. No.
Silver coloured anodized	833.72.832

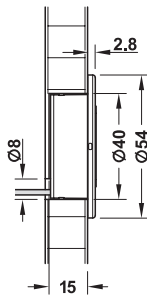


Recess mounted downlights

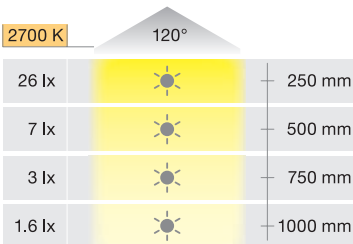
Monochrome, sensor-controlled, drill hole Ø: 40 mm



Häfele Loox5 LED 2028 with motion detector



- > Not dimmable
- > Material: Stainless steel, plastic
- > Version: With motion detector active from a decreasing ambient light of 15 lx
- > Degree of protection: IP44
- > Delay time: Approx. 2 min.
- > Sensor range: 0–3000 mm
- > Number of LEDs: 3
- > Mounting: For mounting in drilled hole
- > Drill hole Ø: 40 mm
- > Supplied with: 1 light with 2 m lead, including fixing materials



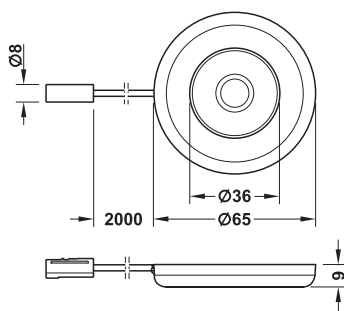
Voltage	Colour temperature	Wattage	Luminous flux	Luminous efficiency	Colour rendering index	Black
V	K	W	lm	lm/W	CRI R _a	
5 12V	2700	0.3	4	13	90	833.73.111

Surface mounted downlights

Monochrome, Ø 65 mm



Häfele Loox5 LED 2027



- > Dimmable: Yes
- > Material: Aluminium, silver coloured, plastic
- > Diameter: 65 mm
- > Height: 9 mm
- > Energy efficiency class: G
- > Degree of protection: IP20
- > Number of LEDs: 27
- > Mounting: For screw fixing
- > Supplied with: 1 light with 2 m lead, including fixing materials

3000 K	4000 K	5000 K	117°	
867 lx	884 lx	918 lx		250 mm
216 lx	221 lx	229 lx		500 mm
96 lx	98 lx	102 lx		750 mm
54 lx	55 lx	57 lx		1000 mm

Voltage V	Colour temperature K	Wattage W	Luminous flux lm	Luminous efficiency lm/W	Colour rendering index CRI R _a	Cat. No.
5 12V	3000	2.6	190	73	85	833.72.050
	4000	2.6	208	80	85	833.72.051
	5000	2.6	218	84	85	833.72.052

LOOX 2022, HfE-en, 03/22; Dimensional data not binding. We reserve the right to alter specifications without notice.

ILLUMINATING

EXTENDING

SWITCHING


NETWORKING

DISTRIBUTING

SUPPLYING



It's all about the perfect presentation of goods in stores. Illumination plays an important role here. Well-placed lighting highlights architectural elements, product qualities, and creates virtual spaces, which also has an impact on sales promotion. The concept must work in both natural and artificial light, from the shop window to the farthest corner in the back. The challenge of the lighting concept is to make the store appear as a unit.



The use of lighting fixtures in stores

- > emphasises the objects
- > divides rooms into zones and highlights elements within the room
- > adds to the overall store ambiance



More on the subject of shopfitting can be found in our current brochure "Thinking ahead in the store"

Only the right light sells well.



The emphasis on products in a retail setting is largely determined by the lighting. Our lighting experts will get in touch with you when it comes to designing lighting fixtures for your store.

These factors determine the quality of lighting fixtures in stores

Functionality: What effect does light have on the presentation of goods?

Focus on: what refraction angle do the lights have?


Sustainability: What is the life time of the lights when they are used in permanent operation?

Design: How do the lights integrate into the overall design?

Quality: Which colour rendering (CRI factor) is provided by the lights that are used?



The higher the quality of the LEDs, the more natural the colour rendering.





Häfele and Nimbus have made it their own philosophy to develop high-quality and integrated lighting solutions. It is very important to us that your lighting installations provide perfect, harmonious and homely room lighting and be in harmony with the surrounding furnishings and architecture.

Our goal is to collaborate with you in creating situations in which people feel comfortable.

Light should therefore become a pleasant companion which can be easily adapted to a wide range of requirements.

Turn light into an experience.



What turns light into an experience?

- > The lighting solution is an interaction of furniture and room lighting.
- > Every light divides rooms into zones, and emphasises elements in the room.
- > The light that is used is glare-free.
- > The brightness (dimnable) and light colour (from warm white to cool white) of all lights can be individually adjusted.
- > Your lighting is adapted to different usage situations at the customer's premises.
- > The entire installation is structured into useful groups and scenes.
- > The entire control is individualised for the customer.

Extending

ILLUMINATING

EXTENDING

SWITCHING

NETWORKING

DISTRIBUTING

SUPPLYING

Sound systems

420 E sound system, exciter speakers

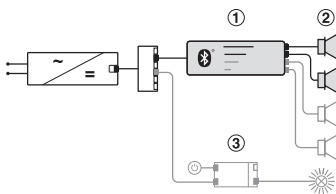
> Page 101



Sound systems



420 E sound system, exciter speakers



- ① Sound system
- ② Exciter speaker
- ③ 3-way distributor with switching function

- > Material/finish: Plastic, black
- > Dim. (L x W x H): 140 x 45 x 15 mm
- > Power consumption: Operation with 2 exciter speakers: max. 19 W, operation with 4 exciter speakers: max. 32 W, standby: <0.3 W
- > Music wattage: Operation with 2 or 4 exciter speakers: 2 x 10 W (RMS)
- > Reception range: Max. 10 m
- > Mounting: For screw fixing
- > Supplied with: 1 Bluetooth® receiver with 2 m lead and 4 connections for exciter speakers, incl. 2 exciter speakers

Voltage V		Cat. No.
12 V	420 E sound system (stereo and 2 exciter speakers)	822.65.034

⚠ Please observe the installation regulations for bathrooms!
Can be installed on glass and mirror glass (3–6 mm each), acrylic glass (3 mm), chipboard (10–20 mm) and mineral composite boards.

- ⊕ **Exciter speaker**
 - > Dimensions: Ø 65 x 22 mm
 - > Wattage: Rated/music load capacity 4/15 W
 - > Mounting: For screw fixing or for glue fixing
 - > Supplied with: 1 exciter speaker with 1 m speaker lead

	Cat. No.
Exciter speaker (wattage with 12 V plug system)	822.65.039

Switching

Sensor switch

Sensor switch	> Page 103
Door sensor switch	> Page 103
Motion detector	> Page 103
Dimmer	> Page 104
Captive switch/dimmer	> Page 104
Dimmer for surface mounting	> Page 105



Sensor switch for aluminium profiles

Motion detector, modular	> Page 106
Dimmer, modular	> Page 102



Mechanical switches

Universal door contact switch	> Page 108
Door contact switch	> Page 108
Rocker switch	> Page 109
Housing for switch, for surface mounting	> Page 109



Multi switch box, multi driver box

Multi switch box	> Page 110
Multi driver box	> Page 111



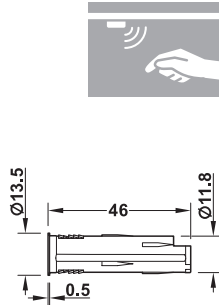
Symbol overview

Sensor switch Touchless, soft on/off switching	
Door sensor switch Soft on/off switching	
Motion detector Automatic on/off switching	
Dimmer Soft on/off switching and dimming	
Captive switch/dimmer Touchless on/off switching and dimming	
Universal door contact switch On/off switching	
Door contact switch On/off switching, door closed = light off, door open = light on	
Rocker switch On/off switching	

Sensor switch

Häfele Loox sensor switch, modular – touchless, soft on/off switching

TOUCHLESS



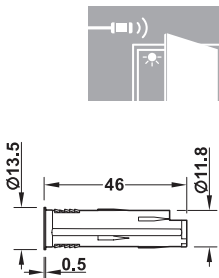
- > Material: Plastic
- > Degree of protection: IP20
- > Sensor range: 0–80 mm
- > Power consumption: ≤0.3 W
- > Drill hole Ø: 12 mm
- > Supplied with: 1 switch

	Cat. No.
Silver coloured	833.89.127
Black	833.89.167
White	833.89.169

+ Please order lead with snap-in connector for modular switches separately. Length 2 m: Cat. No. 833.89.142. See page 126

! On/off state is stored without the need for power supply (memory function).

Häfele Loox door sensor switch, modular – soft on/off switching

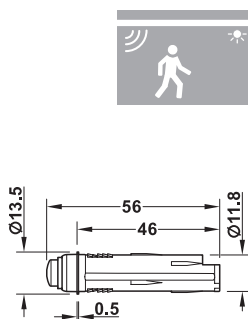


- > Material: Plastic
- > Degree of protection: IP20
- > Sensor range: 0–100 mm
- > Power consumption: ≤0.3 W
- > Drill hole Ø: 12 mm
- > Supplied with: 1 switch

	Cat. No.
Silver coloured	833.89.128
Black	833.89.170
White	833.89.171

+ Please order lead with snap-in connector for modular switches separately. Length 2 m: Cat. No. 833.89.142. See page 126

Häfele Loox motion detector, modular – automatic on/off switching



- > Material/colour: Plastic, silver coloured
- > Degree of protection: IP20
- > Sensor range: 0–3000 mm
- > Sensor angle: 120°
- > Power consumption: ≤0.1 W
- > Drill hole Ø: 12 mm
- > Supplied with: 1 motion detector

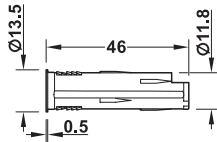

	Delay time	Cat. No.
Silver coloured	30	833.89.129
Black	30	833.89.172
White	30	833.89.173

+ Please order lead with snap-in connector for modular switches separately. Length 2 m: Cat. No. 833.89.142. See page 126

Sensor switch

Häfele Loox dimmer, modular – automatic on/off switching

WITH CONTACT/
TOUCHLESS



- > Material: Plastic
- > Degree of protection: IP20
- > Power consumption: ≤0.3 W
- > Drill hole Ø: 12 mm
- > Supplied with: 1 dimmer

	Sensor range	Cat. No.
With touch		
Silver coloured	–	833.89.058
Black	–	833.89.174
White	0–60 mm	833.89.175
Touchless		
Silver coloured	0–60 mm	833.89.126
Black	0–60 mm	833.89.166
White	0–60 mm	833.89.168

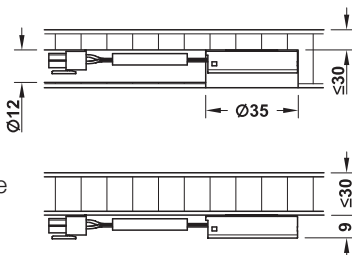
+ Please order lead with snap-in connector for modular switches separately. Length 2 m: Cat. No. 833.89.142. See page 126

! Dimming value is stored without the need for voltage supply (memory function)

Häfele Loox capacitive switch/dimmer, modular – touchless on/off switching and dimming



This completely invisible operating solution opens up completely new possibilities in continuously adjustable light control.



- > Manual operation (proximity sensor), memory function
- > Concealed installation in wood, glass or stone (not in metalliferous materials) at a maximum depth of 30 mm
- > For screw fixing or recess mounting (drill hole Ø 35 mm)
- > A distance of min. 500 mm to electromagnetic fields (power lines, microwave) must be adhered to.

- > Material/colour: Plastic, silver coloured
- > Diameter: 35 mm
- > Height: 10 mm
- > Degree of protection: IP20
- > Power consumption: ≤1 W
- > Supplied with: 1 switch

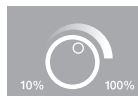
	Cat. No.
Capacitive switch/dimmer, modular	833.89.133

+ Please order lead with snap-in connector for modular switches separately. Length 2 m: Cat. No. 833.89.142. See page 126

Sensor switch

Häfele Loox dimmer for surface mounting, modular – soft on/off switching and dimming

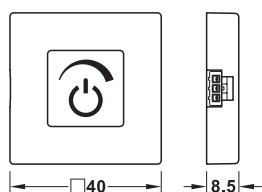
WITH CONTACT/
TOUCHLESS



- > Material: Plastic
- > Dim. (L x W x H): 40 x 40 x 8.5 mm
- > Degree of protection: IP20
- > Sensor range: 0–100 mm
- > Power consumption: ≤0.3 W
- > Supplied with: 1 switch with fixing material



With touch function



	Sensor range	Silver co- loured	Black	White
With touch	–	833.89.134	833.89.176	833.89.177

+ Please order lead with snap-in connector for modular switches separately. Length 2 m: Cat. No. 833.89.142. See page 126

! Dimming value is stored without the need for voltage supply (memory function)

Sensor switch

For monochrome 8 mm LED strip lights in aluminium profiles

Häfele Loox5 motion detector, modular



Fig. shows switch in use
(please order profile and lead separately)


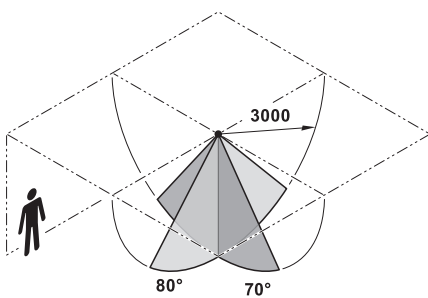


Fig. shows switch in use
(please order profile and lead separately)



Sensor range

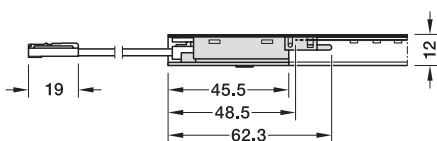
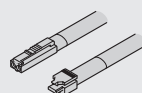


Fig. shows switch in use
(please order profile and lead separately)

- > Area of application: For monochrome 8 mm Loox5 LED strip lights in Loox5 aluminium profiles
- > Usable for: Profile 1103, Profile 1105, Profile 2102, Profile 2104, Profile 7105
- > Switching function: Gentle on/off, automatic
- > Material: Plastic
- > Colour/finish: Opal
- > Sensor range: 3000 mm
- > Horizontal sensor angle: 80°
- > Vertical sensor bracket: 70°
- > Mounting: For sliding into aluminium profile
- > Installation reference: Shorten LED strip light by approx. 50 mm in relation to the total length of the aluminium profile. Shorten diffuser by 45.5 mm.
- > Supplied with: 1 motion detector

	Wattage capacity W	Delay time s	Cat. No.
5 12V	60	60	833.89.282
		180	833.89.283
		300	833.89.284
5 24V	120	60	833.89.292
		180	833.89.293
		300	833.89.294



> Lead, modular 5A/18AWG

Voltage	Length mm	Cat. No.
5 12V	2000	833.95.830
5 24V	2000	833.95.835

Sensor switch

For monochrome 8 mm LED strip lights in aluminium profiles

Häfele Loox5 sensor switch, modular



Fig. shows switch in use
(please order profile and lead separately)



Fig. shows switch in use
(please order profile and lead separately)

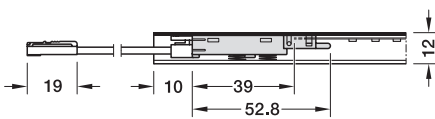


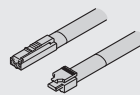
Fig. shows switch in use
(please order profile and lead separately)

> Concealed installation beneath the diffuser

- > Area of application: For monochrome 8 mm Loox5 LED strip lights in Loox5 aluminium profiles
- > Usable for: Profile 1103, Profile 1105, Profile 2102, Profile 2104, Profile 7105,
- > Switching function: Gentle on/off, dimming (with memory function)
- > Material: Plastic
- > Colour/finish: Opal
- > Mounting: For sliding into aluminium profile
- > Installation reference: Suitable for other aluminium profiles with a similar internal height to the specified models (approx. 12–14 mm). Shorten LED strip light by approx. 50 mm in relation to the total length of the aluminium profile. No diffuser shortening required, since the diffuser covers the dimmer.
- > Supplied with: 1 dimmer

	Wattage capacity W	Cat. No.
5 12V	60	833.89.281
5 24V	120	833.89.291

Note
Dimming range 5 % – 100 %
dimming setting is retained after switching off (memory function).
After being in a de-energised condition, the light returns to the status that it was in previously when it was energised.



> Lead, modular 5A/18AWG

Voltage	Length mm	Cat. No.
5 12V	2000	833.95.830
5 24V	2000	833.95.835

Häfele Loox door sensor for drawer profile

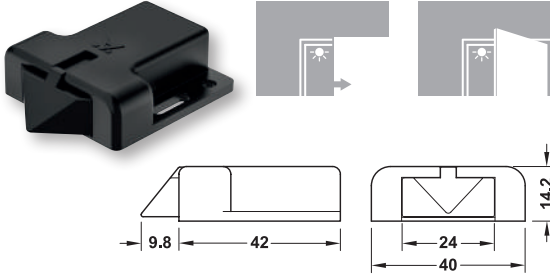


Door sensor

	Cat. No.
Door sensor for Loox drawer profile for 833.74.835	833.89.110

Mechanical switches

Häfele Loox universal door contact switch, modular – on/off switching



- > Material/colour: Plastic, black
- > Degree of protection: IP20
- > Supplied with: 1 switch with fixing material

Length x width mm	Height mm	Cat. No.
51.8 x 40	14.2	833.89.143

The universal door contact switch is suitable for hinged doors and single-leaf sliding doors.

- + Please order lead with snap-in connector for modular switches separately. Length 2 m: Cat. No. 833.89.142.

Häfele Loox lead with snap-in connector for modular switches



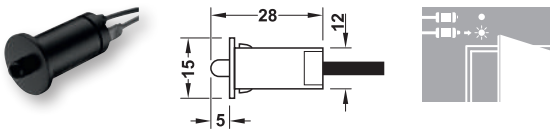
- > Degree of protection: IP20
- > Supplied with: 1 lead

Material/colour:	Length mm	Cat. No.
Plastic, black	1000	833.89.141
	2000	833.89.142

- + Required for modular switches

- ! Drill hole Ø for plug and socket: 12 mm

Häfele Loox door contact switch – on/off switching



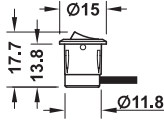
- > Degree of protection: IP20
- > Drill hole Ø: 12 mm
- > Supplied with: 1 switch with 2 m lead

Material/colour	Length mm	Cat. No.
Plastic, black	28	833.89.059

- ! Drill hole Ø for plug: 12 mm

Mechanical switches

Häfele Loox rocker switch – on/off switching

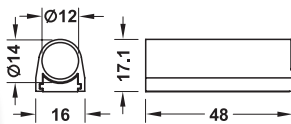


- > Material/colour: Plastic, black
- > Diameter: 15 mm
- > Height: 17.7 mm
- > Drill hole Ø: 12 mm
- > Supplied with: 1 switch with 2 m lead

	Cat. No.
Rocker switch	833.89.106

! Drill hole Ø for plug: 12 mm

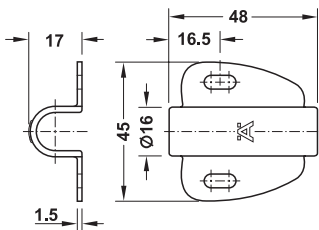
Housing for Häfele Loox switch, for surface mounting



- > Material: Plastic
- > Supplied with: 1 housing
- > Application: For switch Ø 12 mm
- > Mounting: For glue fixing

Ø mm	Dim. (L x W x H) mm	Colour	Cat. No.
14	48 x 16 x 17.1	Black	833.89.163
		White	833.89.165

Housing for switch, surface mounted



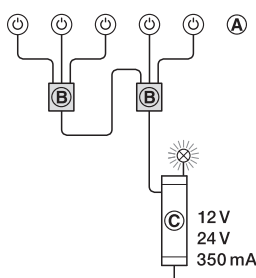
- > Dimension: 48 x 45 x 17 mm (L x W x H)
- > Diameter: 16 mm
- > Material/colour: Plastic, silver coloured
- > Supplied with: 1 housing
- > Application: For switch Ø 12 mm

	Cat. No.
Housing for switch	833.89.090

! Suitable for 32 mm series drilled holes

Multi switch box

Häfele Loox multi switch box



- (A) Switch
- (B) Multi switch box
- (C) Driver



1 LED driver operated by up to 3 switches.
Allows the LED driver or distributor with switching function to be switched on and off from different positions.

> Function: 2 operating modes can be selected using an integrated toggle switch.

Cross circuit: On/off switching at different switches

Deactivated cross circuit: Switching on with switch 1, 2, or 3.

To switch off, all previously activated switches must be deactivated again.

- > Material/colour: Plastic, black
- > Length x width: 55 x 45 mm
- > Height: 16 mm
- > Standby power consumption: ≤ 0.3 W
- > Degree of protection: IP20
- > Supplied with: 1 multi switch box with 1 m lead for switch

	Cat. No.
Multi-switch box	833.89.066

+ Lead from multi boxes to switching input

Length mm	Supplied with	Cat. No.
500	1 lead	833.89.068
2000	1 lead	833.89.069

- ! Cannot be used in combination with dimmer 833.89.043
- Drill hole \varnothing for plug: 12 mm
- Alternative to the supplied 1 m lead
- For multi switch box.
- The drill hole \varnothing for the male plug and the female socket of the switch leads is 12 mm.

Häfele Loox extension lead for switches



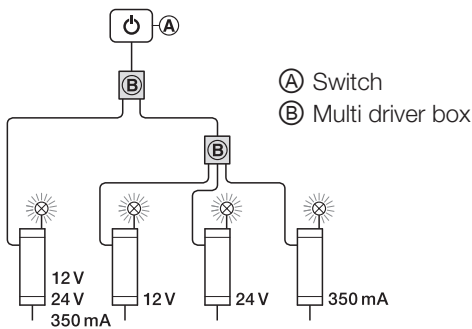

- + > Length: 2000 mm
- > Supplied with: 1 lead

	Cat. No.
Extension lead for switches	833.89.067

- ! Drill hole \varnothing for plug: 12 mm
- Can also be used for the multi switch box and the multi driver box.
- The maximum lead length of a switch is 6 m.
- The drill hole \varnothing for the male plug and the female socket of the switch leads is 12 mm.

Multi driver box

Häfele Loox multi driver box



- > Material/colour: Plastic, black
- > Length x width: 50 x 40 mm
- > Height: 19 mm
- > Standby power consumption: 1.5 W
- > Supplied with: 1 multi driver box with 3 x 1 m lead for switch

	Cat. No.
Multi-driver box	833.89.061

! Max. 3 x 75 W per multi driver box.

+ Lead for multi boxes to switching input

Length mm	Supplied with	Cat. No.
500	1 lead	833.89.068
2000	1 lead	833.89.069

! Drill hole Ø for plug: 12 mm
 Alternative to the supplied three 1 m leads for multi driver box. The drill hole Ø for the male plug and the female socket of the switch leads is 12 mm.

Up to 3 LED drivers with different voltages or distributors with a switching function can be controlled with 1 switch. Several lights in the room can be switched on and off with one switch. These can also be 3 of the same driver if you require additional power in a 12 V system, for example.

Häfele Loox extension lead for switches



- + > Length: 2000 mm
- > Supplied with: 1 lead

	Cat. No.
Extension lead for switches	833.89.067

! Drill hole Ø for plug: 12 mm
 Can also be used for the multi switch box and the multi driver box. The maximum lead length of a switch is 6 m. The drill hole Ø for the male plug and the female socket of the switch leads is 12 mm.



Flexible networking. Wireless control.


Connect Mesh from Häfele shows its full strength when networking different lights in furniture and in rooms.

In order to provide a high degree of flexibility for setting up your lighting solutions, the tried-and-tested Mesh technology based on Bluetooth Low Energy is used.

The biggest advantage of this technology is the communication between all components in a network.

The Connect Mesh components.

- > Adapters - For connecting multi-white and RGB strip lights to the Connect Mesh distributor
- > Connect Mesh Distributors - all lights that are connected to this distributor can be controlled wirelessly.
- > Lights with integrated Mesh technology – these components can be integrated into Mesh networks without distributors and controlled wirelessly.
- > Connect Mesh control units (remote controls, wall mounted push buttons, interfaces) – for wireless control of all lights in a network.
- > Connect Mesh App – for setting up and operating networks.
- > Extensions with third-party products are possible using a standardised communication platform.





Suitable light scenarios.

Light accompanies us from morning until evening. This is why it is very important for the lighting solution in your furnishings to accompany your customer's everyday life in a meaningful way, and always provide the correct light scene for daily activity in the rooms.

A Connect Mesh network makes it possible to install and configure room and furniture lighting so that you can create completely individual light scenes for your customers.

With Connect Mesh you have full flexibility, you can incorporate additional Mesh components at any time without tedious cable pulling, and have complete freedom when defining circuit diagrams, even across rooms and levels.

Step by step to the scene.

With the Connect Mesh Box and Connect Mesh Application, you can set a 'scene' i.e. modify the settings (light intensity, colour temperature) of all the lights you want to use in a particular room for a particular time of the day. You can save these settings in the form of scenes in the Connect Mesh Application and set it with a single touch.

- > Clarify the everyday routine that takes place on their premises (e.g. dining home office, relaxing, etc.)
- > Decide which light illuminates the relevant situations in the best way possible.
- > Set up a network.
- > Set the required light scenarios for all situations based on the routine
- > After setting up, you can operate each light scene using a wall mounted push button or remote control, and adapt it later if necessary.

Networking

ILLUMINATING

EXTENDING

SWITCHING

NETWORKING

DISTRIBUTING

SUPPLYING

Häfele Connect Mesh 6-way distributor

6-way distributor

> Page 113



Häfele Loox5 adapter

Monochrome adapter

> Page 116

Multi-white adapter

> Page 116

RGB adapter

> Page 116



Häfele Connect Mesh remote controls

Remote control

> Page 117

Wall mounted push button

> Page 117



Häfele Connect Mesh interface

2-channel interface

> Page 116

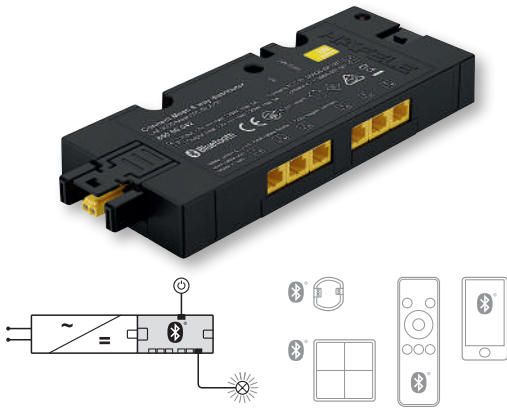


Häfele Connect Mesh Box



Häfele Connect Mesh 6-way distributor, with switching function

- > Control several light colors on one box!
- > Each output port can be controlled individually.



- > Area of application: For on/off switching and dimming (0–100%) of monochrome lights; or, in conjunction with adapters, for the operation of multi-white lights, RGB lights, and electrically operated fittings
- > Version: With programmable switching input for standard Loox switches (switching function programmable via app; each active component can control each passive component, see page 120)
- > Material: Plastic
- > Colour: Black
- > Dim. (L x W x H): 120 x 50 x 16 mm
- > Number of connections: 1x input port with box to box plug
1x output port with box to box socket
1x input port switch socket
6x output ports device sockets (2-pin) can be controlled from any active component of the network
- > Standby power consumption: <0,5 W
- > Supplied with: 1 distributor



Häfele Connect Mesh App

- > Detects and reports new nodes in the network independently
- > Intuitively assign functions to switches
- > Set up light groups and scenes
- > Share your protected access with others
- > The Häfele Connect Mesh App is free for Apple iOS® and Android™.

	Voltage	Max. connected wattage W	Cat. No.
Monochrome	5 12V	60	850.00.042
	5 24V	120	850.00.043


! Range of smartphone or tablet to nearest Häfele Connect Mesh component approx. 10 m. The distance within the network applies in the event of a clear view. Obstacles and electromagnetic interference sources can reduce the range. Another 6-way distributor can be used as a signal amplifier to compensate for the loss of range.

+ Please order adapters for multi-white lights, RGB lights or electrically operated fittings separately, see page 116

➔ 6-way distributor for monochrome lights or other 2-pin devices, such as electrically operated fittings, see page 116




Häfele's BLE Connect Mesh Box System has been awarded the Interzum 2019 award for High Product Quality.



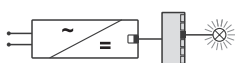
LOOX 2022, HDE-en, 03/22; Dimensional data not binding. We reserve the right to alter specifications without notice.

Adapter

Häfele Loox5 6-way distributor without switching function



Can also be connected to 6-way distributor

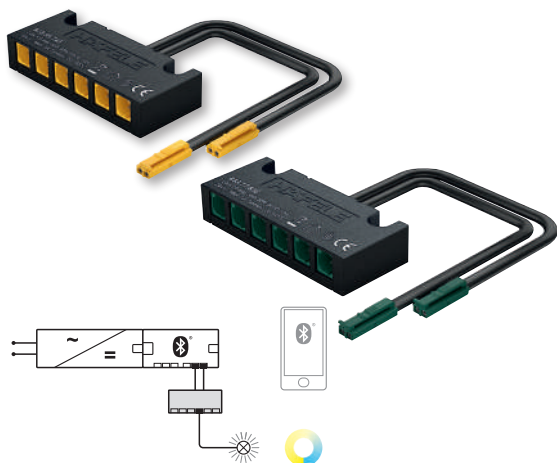


The Loox5 6-way Distributor can be connected to the Connect Mesh Box to provide extra number of output ports for monochrome lights.

- > Material: Plastic
- > Colour: Black
- > Dim. (L x W x H): 70 x 30 x 14 mm
- > Number of connections: 1 x input port with plug, monochrome
6 x output ports device sockets
- > Supplied with: 1 distributor

Voltage V	Max. connected wattage W	Without switching function
5 12V	60	833.95.786
5 24V	120	833.77.839

Häfele Loox5 multi-white adapter for Häfele Connect Mesh 6-way distributor

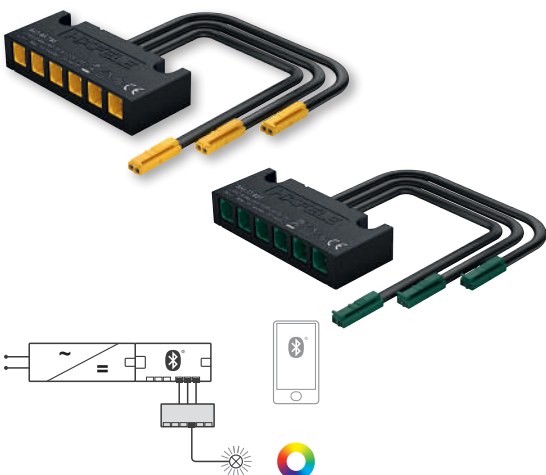


1 multi-white adapter occupies 2 output ports at the 6-way distributor.

- > Area of application: For connecting multi-white lights to the Häfele Connect Mesh 6-way distributor
- > Material/colour: Plastic, black
- > Dim. (L x W x H): 70 x 30 x 14 mm
- > Number of connections: 2x input port with plug, monochrome
6x output ports device sockets, multi-white
- > Supplied with: 1 distributor with 80 mm lead

Voltage	Max. connected wattage W	Cat. No.
5 12V	60	833.95.745
5 24V	120	833.77.830

Häfele Loox5 RGB adapter for Häfele Connect Mesh 6-way distributor



1 RGB adapter occupies 3 output ports at the 6-way distributor.

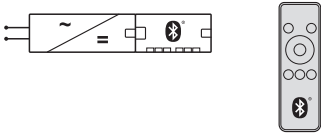
- > Area of application: For connecting RGB lights to the Häfele Connect Mesh 6-way distributor
- > Material/colour: Plastic, black
- > Dim. (L x W x H): 70 x 30 x 14 mm
- > Number of connections: 3x input port with plug, monochrome
6x output ports for device sockets, RGB
- > Supplied with: 1 distributor with 80 mm lead

Voltage	Max. connected wattage W	Cat. No.
5 12V	60	833.95.746
5 24V	120	833.77.831

Controls



Häfele Connect Mesh remote control



Easiness

- > One remote control for all applications: monochrome lights, multi-white lights, RGB lights and electrically operated fittings

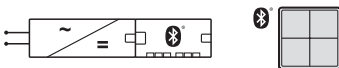
- > Area of application: For controlling Häfele Connect Mesh components in a network
- > Configuration: Easy, direct pairing with a 6-way distributor or programming of buttons via app to control each node of the network
- > Version: Multi-function control panel
- > Material: Plastic
- > Colour: Top shell: black, lower shell: white
- > Dim. (L x W x H): 130 x 42 x 11 mm
- > Battery service life: 3,600 duty cycles
- > Supplied with: 1 remote control

	Cat. No.
Remote control	850.00.040

- ! Please order Häfele Connect Mesh 6-way distributor separately. Please order 2 CR2032 lithium button cell batteries separately.



Häfele Connect Mesh push button, wall mounted



- > Area of application: For controlling Häfele Connect Mesh components in a network (all functions which are possible by pressing or holding down a key)
- > Configuration: Easy, direct pairing with a 6-way distributor or programming of buttons via app to control each node of the network
- > Version: 4-button panel
- > Material: Plastic
- > Colour: Pushbutton: black, frame: white
- > Dim. (L x W x H): 81 x 81 x 12 mm
- > Mounting: For screw fixing or glue fixing to any wall
- > Battery service life: 1,800 duty cycles
- > Supplied with: 1 push button, wall mounted

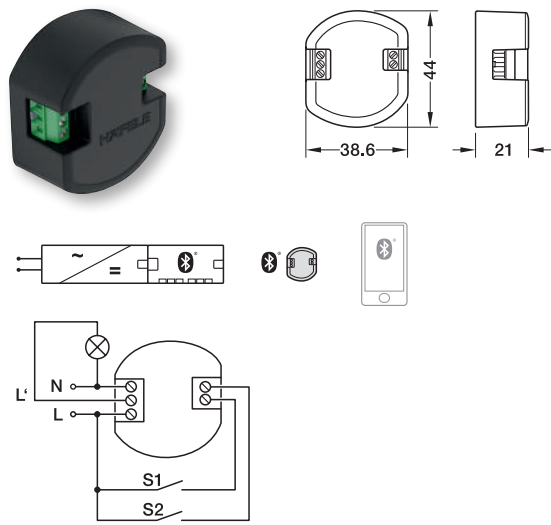
	Cat. No.
Wall mounted push button	850.00.041

- ! Please order Häfele Connect Mesh 6-way distributor separately. Please order 1 lithium button cell battery CR2430 separately.

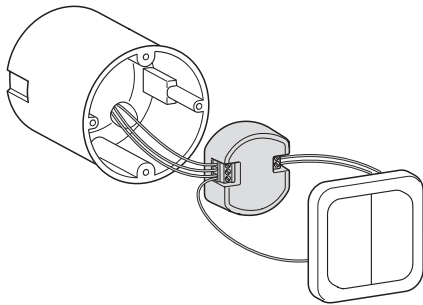
Controls

2-channel interface, Häfele Connect Mesh, with potential free relay 80–230V

- > Allows operation of standard push buttons/ switches and lights with the help of Connect Mesh Box
- > Controls furniture and room lights and also house installation devices with Häfele Connect Mesh



Installation example



Installation in a deep switch box

- > Area of application: For on/off control of room lights or other house installations via Connect Mesh (all functions that are accessible by pressing or holding a button)
- > Configuration: Programming via app to actuate each node of the network.
- > Version: With potential free relay
- > Material: Plastic
- > Connection: 2 switching inputs for conventional standard wall mounted push buttons (double rocker switch), 1 output for on/off switching of 80–240 V, max. 3 A, (max. 240 W with 80 V and 720 W with 240 V), (can be controlled from any active component of the network)
- > Power consumption: 2 W
- > Dim. (L x W x H): 39 x 44 x 21 mm
- > Mounting: Suitable for installation in switch boxes (recommended box depth 60 mm)
- > Supplied with: 1 2-channel interface

Product type	Cat. No.
2-channel interface	850.00.046

Note
The installation, start-up and maintenance of the product may only be carried out by trained electricians with appropriate qualifications.

Order reference
Please order Häfele Connect Mesh 6-way distributor, Wall mounted push button separately on site.

For large and small requirements.

The choice is yours.



Connect Mesh. For complete flexibility.

If you have a comprehensive light installation to control or generally want unrestricted freedom when setting up your lighting scenarios, Connect Mesh with its full range of functions, is the right choice.

The Connect Mesh system.

- > The heart of the system is the Connect Mesh app, which is used for setting up and controlling.
- > You define the groups yourself.
- > You can freely define the scenarios you require.
- > You have flexibility when assigning groups and scenarios to the control units.
- > You can integrate and combine all of the available control units in your application.

Switching or networking. The distributors at a glance.

The Loox5 system is designed in such a way that control, distribution and networking take place via one or more connected distributors.

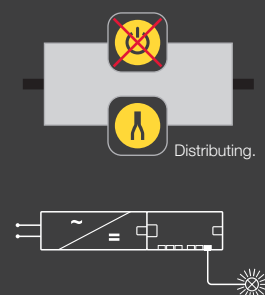
Depending on the distributor that is selected, control can be wired or wireless.

Here is a selection guide so that you can quickly find the right distributor for your project.

Without control.

In some cases, your lighting system does not require control because it is not necessary on site, for example,

- > The solution: **6-way distributor without switching function**

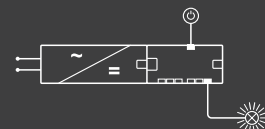


With wired controller.

Various distributors are available for wired control of lighting systems.

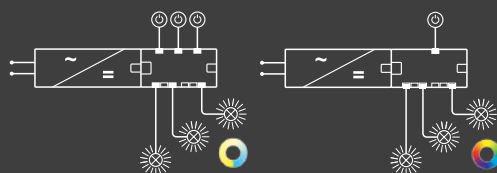
The basic version allows you to control all 6 outputs simultaneously with 1 switch.

- > The solution: **6-way distributor with switching function**



If you process multi-white or RGB light, you need special distributors to define a light colour or a colour gradient (RGB only).

- > The solutions: **6-way MW distributor with switching function,**
6-way RGB distributor with switching function

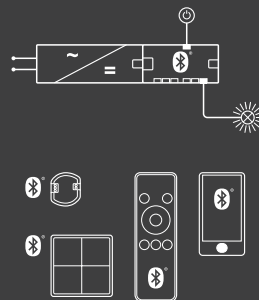
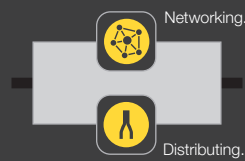


With wireless control.

For extremely flexible control options, you can use wireless solutions with push button sender, radio remote control or an app.

More flexibility in setting up networks regardless of the size of your lighting system is provided with smart distributors with which you can implement almost every customer requirement and, if necessary, even have the option of integrating wired switches as well.

> The solution: **Connect Mesh 6-way distributor with switching function**



Distributing

Distributors

- 6-way distributor with-out switching function > Page 124
- Box to box 6-way distributor without switching function > Page 124



124

Leads and connectors for LED strip lights

- Cables for LED strip light monochrome, 5 mm > Page 125
- Cables for LED strip light monochrome, 8 mm > Page 126
- Cables for LED silicone strip light, monochrome, 8 mm > Page 127
- Cables for LED strip light multi-white, 8 mm > Page 127
- Cable for LED strip light RGB, 10 mm > Page 128



125

Extension leads


- Extension lead mono-chrome/2-pin > Page 123
- Extension lead multi-white > Page 123
- Extension lead RGB > Page 123



123

Adapter

- Adapters Loox/Loox5 > Page 132



132

Modular leads

- Lead for modular lights and other modular devices > Page 126



126

Mains leads

- With C7 socket (Small appliance plug) > Page 134
- With C13 socket (Cold appliance plug) > Page 134



134

Cable guide

- Cable channel > Page 131



131

Switch leads


- Extension lead for switch > Page 126
- Lead for modular switches > Page 126
- Lead for switches > Page 126



126

Distributing

Definition of terms



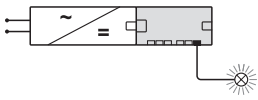
- ① Mains lead
- ② Extension lead for switch
- ③ Lead for modular switches
- ④ Extension lead
- ⑤ Light with permanent lead
- ⑥ Lead for led strip light
- ⑦ Corner connector for LED strip light
- ⑧ Interconnecting lead for LED strip light
- ⑨ Clip connector for LED strip light
- ⑩ Adapter
- ⑪ 6-way distributor

Distributors

Häfele Loox5 6-way distributor

Plug connection box to box

> The connection of the distributors with the driver can be done via a box to box plug-in connection or via an extension lead. Any number of distributors can be connected to the driver. Observe maximum wattage!



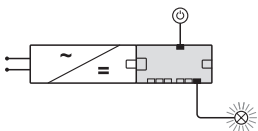
- > Material: Plastic
- > Colour: Black
- > Dim. (L x W x H): 120 x 50 x 16 mm
- > Number of connections: 1 x input port with box to box plug
1 x output port with box to box socket
6 x output ports device sockets
- > Supplied with: 1 distributor

Voltage V	Max. connected wattage W	Box to box without switching function
5 12V	60	833.95.747
5 24V	120	833.77.832

Häfele Loox5 box to box 6-way distributor with switching function



1 switch controls all output ports



- > Material: Plastic
- > Colour: Black
- > Dim. (L x W x H): 120 x 50 x 16 mm
- > Number of connections: 1 x input port with box to box plug
1 x output port with box to box socket
1 x input port switch socket
6 x output ports device sockets
- > Supplied with: 1 distributor

Voltage V	Max. connected wattage W	Box to box with switching function
5 12V	60	850.00.042
5 24V	120	833.77.833

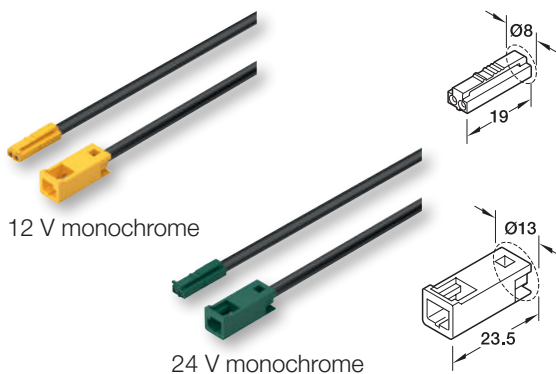
Extension leads

Häfele Loox5 extension leads

! Maximum lead length from the Loox5 driver to the device is 10 m.

Long cable lengths in combination with large loads (strip light lengths) can result in voltage losses in the cable. This leads to a visible loss of brightness in the lights. The illuminance listed with the lights has been determined by the rated output voltage of the driver (12 V or 24 V).


Häfele Loox5 extension leads monochrome



- > Area of application: For monochrome lights and other 2-pin devices and distributors
- > Material: Plastic
- > Current carrying capacity: Max. 5 A
- > Drill hole Ø: Plug 8 mm, socket 13 mm
- > Supplied with: 1 extension lead
1 plug/1 socket

Type of cable 20	Voltage	2000 mm
Monochrome (2-wire 18 AWG)	5 12 V	833.95.714
	5 24 V	833.89.059


Häfele Loox5 extension leads multi-white



- > Area of application: For multi-white lights
- > Material: Plastic
- > Current carrying capacity: Max. 3.5 A
- > Drill hole Ø: Plug 9 mm, socket 13 mm
- > Supplied with: 1 extension lead
1 plug/1 socket

Type of cable	Voltage	2000 mm
Multi-white (3-wire 20 AWG)	5 12 V	833.95.715
	5 24 V	833.95.720

Häfele Loox5 extension leads RGB



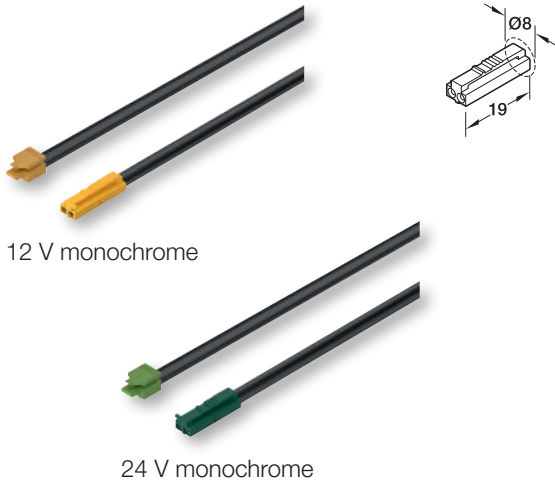
- > Area of application: For RGB lights
- > Material: Plastic
- > Current carrying capacity: Max. 3.5 A
- > Drill hole Ø: Plug 9 mm, socket 13 mm
- > Supplied with: 1 extension lead
1 plug/1 socket

Type of cable	Voltage	2000 mm
RGB (4-wire 20 AWG)	5 12 V	833.95.716
	5 24 V	833.95.721

Leads

Modular

Häfele Loox5 lead for modular lights and other modular devices



12 V monochrome

24 V monochrome

- > Area of application: For monochrome lights and other 2-pin devices and distributors
- > Version: With snap-in connector
- > Drill hole Ø: Plug 8 mm
- > Supplied with: 1 lead plug/plug

Type of cable	Current carrying capacity	Voltage	Length mm	Cat. No.
Monochrome (2-wire 18 AWG)	max. 5 A	5 12 V	2000	833.95.830
		5 24 V		833.95.835

Switch leads

Häfele Loox extension lead for switches



- > Area of application: Switches and modular switches
- > Drill hole Ø: Plug 12 mm
- > Supplied with: 1 extension lead plug/socket

Length mm	Cat. No.
2000	833.89.067

! The maximum lead length of a switch is 6 m.

Häfele Loox lead, for modular switches



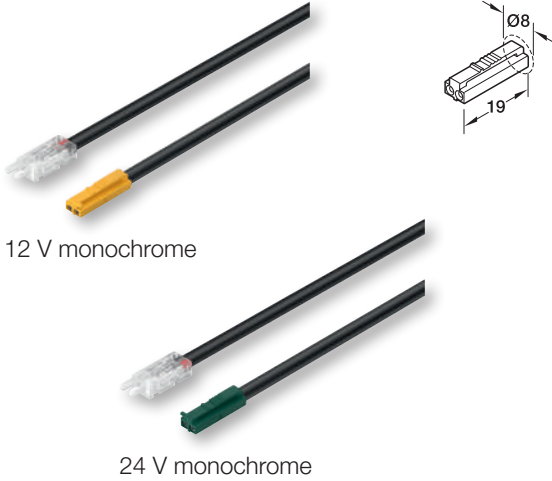
- > Area of application: Modular switches
- > Version: With snap-in connector
- > Drill hole Ø: Plug 12 mm
- > Supplied with: 1 lead plug/plug

Length mm	Cat. No.
1000	833.89.141
2000	833.89.142

Leads

For LED strip light monochrome, 5 mm

Häfele Loox5 lead for LED strip light monochrome, 5 mm




12 V monochrome

24 V monochrome

- > Current carrying capacity: Max. 3.5 A
- > Width: Clip 7 mm
- > Drill hole Ø: Plug 8 mm
- > Supplied with: 1 lead plug/clip

Type of cable	Voltage	Length mm	Cat. No.
Monochrome (2-wire 20 AWG)	5 12V	2000	833.95.705
	5 24V	2000	833.95.711

Häfele Loox5 interconnecting lead for LED strip light monochrome, 5 mm



- > Current carrying capacity: Max. 3.5 A
- > Width: Clip 7 mm
- > Drill hole Ø: Clip 10 mm
- > Supplied with: 1 interconnecting lead clip/clip

Type of cable	Length mm	Cat. No.
Monochrome (2-wire 20 AWG)	500	833.89.195

Häfele Loox5 clip connector for LED strip light monochrome, 5 mm



- > Current carrying capacity: Max. 3.5 A
- > Width: Clip 7 mm
- > Drill hole Ø: Clip 10 mm
- > Supplied with: 10 clip connector

Length mm	Cat. No.
33.5	833.89.207

Häfele Loox5 corner connector for LED strip light monochrome, 5 mm



- > Current carrying capacity: Max. 3.5 A
- > Supplied with: 10 corner connectors

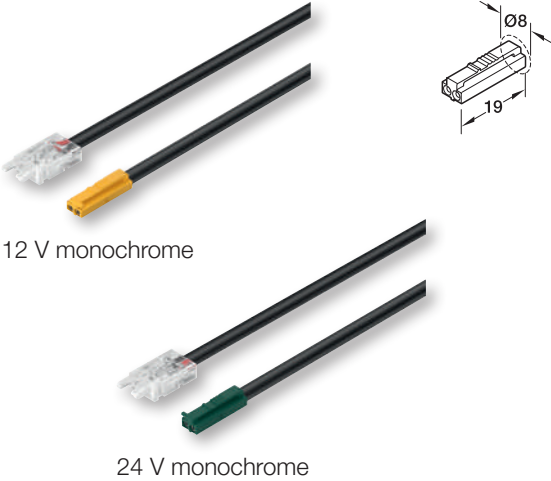
Length mm	Width mm	Cat. No.
21	21	833.89.190

Leads

For LED strip light monochrome, 8 mm

ALSO FOR
CONSTANT
CURRENT
STRIP
LIGHTS

Häfele Loox5 lead for LED strip light monochrome, 8 mm



- > Current carrying capacity: Max. 5 A
- > Width: Clip 10 mm
- > Drill hole Ø: Plug 8 mm
- > Supplied with: 1 lead plug/clip

Type of cable	Voltage	Length mm	Cat. No.
Monochrome (2-wire 18 AWG)	5 12 V	2000	833.95.700
	5 24 V	2000	833.95.706

Häfele Loox5 interconnecting lead for LED strip light monochrome, 8 mm



- > Current carrying capacity: Max. 5 A
- > Width: Clip 10 mm
- > Drill hole Ø: Clip 12 mm
- > Supplied with: 1 lead clip/clip

Type of cable	Length mm	Cat. No.
Monochrome (2-wire 18 AWG)	500	833.89.192

Häfele Loox5 clip connector for LED strip light monochrome, 8 mm



- > Current carrying capacity: Max. 5 A
- > Width: Clip 10 mm
- > Drill hole Ø: Clip 12 mm
- > Supplied with: 10 clip connector

Length mm	Cat. No.
33.5	833.89.206

Häfele Loox5 corner connector for LED strip light monochrome, 8 mm



- > Current carrying capacity: Max. 5 A
- > Supplied with: 10 corner connectors

Length mm	Width mm	Cat. No.
24	24	833.89.187

LOOX 2022, HDE-en, 03/22; Dimensional data not binding. We reserve the right to alter specifications without notice.

Leads

For LED silicone strip light monochrome, 8 mm

Häfele Loox5 IP44 lead for LED silicone strip light, monochrome 8 mm



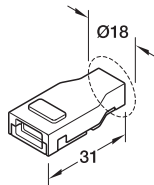
24 V monochrome



- > Current carrying capacity: Max. 5 A
- > Width: Silicone plug 15 mm
- > Drill hole Ø: Plug 8 mm
- > Supplied with: 1 lead plug/clip

Type of cable	Voltage	Length mm	Cat. No.
Monochrome (2-wire 18 AWG)	5 24 V	2000	833.95.709

Häfele Loox5 IP44 interconnecting lead for LED silicone strip light, monochrome 8 mm



- > Current carrying capacity: Max. 5 A
- > Width: Clip 15 mm
- > Drill hole Ø: Clamp 18 mm
- > Supplied with: 1 lead clip/clip

Type of cable	Length mm	Cat. No.
Monochrome (2-wire 18 AWG)	2000	833.89.205



Connections with degree of protection IP20 can be established with leads and clips from page 152 for the monochrome silicone strip light 8 mm.

Leads

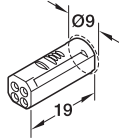
For LED strip light RGB, 10 mm



Häfele Loox5 lead for LED strip light RGB, 10 mm



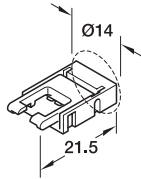
24 V RGB



- > Current carrying capacity: Max. 3.5 A
- > Width: Clip 12 mm
- > Drill hole Ø: Plug 9 mm
- > Supplied with: 1 lead plug/clip

Type of cable	Voltage	Length mm	Cat. No.
RGB (4-wire 20 AWG)	5 ^{24 V}	2000	833.95.710

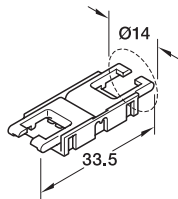

Häfele Loox5 interconnecting lead for LED strip light RGB, 10 mm



- > Current carrying capacity: Max. 3.5 A
- > Width: Clip 12 mm
- > Drill hole Ø: Clip 14 mm
- > Supplied with: 1 lead clip/clip

Type of cable	Length mm	Cat. No.
RGB (4-wire 20 AWG)	500	833.89.201

Häfele Loox5 clip connector for LED strip light RGB, 10 mm



- > Current carrying capacity: Max. 3.5 A
- > Width: Clip 12 mm
- > Drill hole Ø: Clip 14 mm
- > Supplied with: 10 clip connector

Length mm	Cat. No.
33.5	833.89.209

Häfele Loox5 corner connector for LED strip light RGB, 10 mm

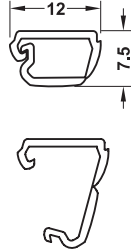



- > Current carrying capacity: Max. 3.5 A
- > Supplied with: 10 corner connectors

Length mm	Width mm	Cat. No.
26	26	833.89.189

Cable guide

Häfele Loox cable channel




- > Dim. (L x W x H): 2500 x 12 x 7.5 mm
- > Application: Concealing visible cables in furniture and cabinets
- > Supplied with: 1 cable channel with adhesive tape

Finish	Cat. No.
Brown, RAL 8007	833.89.023
White, RAL 9010	833.89.013


Adapter

Loox driver > Loox5 device

Adapter for devices with Loox5 plug for connecting to Loox driver



12 V: Loox5 socket/Loox plug



24 V: Loox5 socket/Loox plug

- > Area of application: For connecting Loox5 devices to Loox drivers or Loox distributors. Suitable for all devices with 2-pin Loox5 plug, e.g. monochrome lights, distributors, charging stations, etc.
- > Length: 45 mm
- > Current carrying capacity: Max. 3.5 A
- > Drill hole Ø: 13 mm
- > Packing: 6 piece

Device	Power supply unit	Max. connected wattage W	Cat. No.
5 12V	12V	max. 42	833.95.752
5 24V	24V	max. 84	833.77.837

! Not suitable for 4-pin Loox5 plugs (multi-white or RGB). The current carrying capacity is limited to 3.5 A. Observe maximum wattage!



Adapter leads for LED strip lights with Loox5 clip for connecting to Loox driver or colour mixer

Device	Power supply unit	Length mm	For LED strip light	Cat. No.
5 12V	12V	2000	monochrome 5 mm monochrome 8 mm	833.72.742 833.72.716
5 24V	24V	2000	monochrome 8 mm	833.75.705


Adapter

Loox5 driver > Loox device

Adapter for devices with Loox plug for connecting to Loox5 driver



12 V: Loox socket/Loox5 plug



24 V: Loox socket/Loox5 plug

- > Area of application: For connecting Loox devices to Loox5 drivers or Loox5 distributors. Suitable for all devices with Loox plug, e.g. monochrome lights, distributors, charging stations, colour mixers for multi-white and RGB as well as electrically operated fittings, converters, etc.
- > Length: 50 mm
- > Current carrying capacity: Max. 3.5 A
- > Drill hole Ø: 12 mm
- > Packing: 6 piece

Device	Power supply unit	Max. connected wattage W	Cat. No.
12 V	5 12 V	max. 42	833.95.753
24 V	5 24 V	max. 84	833.77.838

! Not suitable for 3-pin Loox plugs (multi-white) or 4-pin Loox plugs (RGB).
The current carrying capacity is limited to 3.5 A.
Observe maximum wattage!

Mains leads

Mains lead, country-specific, C7 socket (small appliance plug)



833.89.002 EU



833.89.009 EU

- > Voltage: 250 V
- > Length: 2000 mm
- > Supplied with: 1 piece

Plug design	Cat. No.
	833.89.002
	833.89.009

Mains lead, country-specific, C13 socket (cold appliance plug)



833.89.265 EU

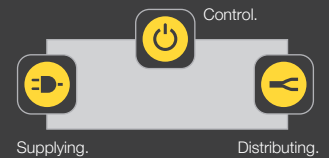
- > Voltage: 250 V
- > Length: 2000 mm
- > Supplied with: 1 piece

Plug design	Cat. No.
	833.89.265



The driver makes the difference.

The choice is yours.



Light made easy.

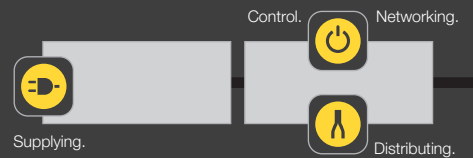
You want to incorporate a small lighting system into a piece of furniture. The planing only includes a few lights, and the connection is wired.

We have a reduced system for this.

It is based on a driver to which both the switch and the lights can be directly connected. This simplifies the set-up of your lighting system while limiting your flexibility slightly.

The reduced concept.

- > The driver takes over three functions.
 - Supply to the system.
 - Distribution to a maximum of 4 lights which can be plugged in directly.
 - Control of the system via the directly pluggable switch.
- > Life time 30,000 h.
- > Only suitable for lights.



Perfect for room light and furniture light.

Your light project requires light in several furniture items and/or in different rooms. You need a variety of lights, and would like to integrate different controllers.

The flexible system is the right choice in this case.

This system makes you completely open for individual customer requirements.

The flexible concept.

- > The driver is exclusively intended for providing a stable power supply.
- > With a life time of 50,000 hours during permanent operation, it is extremely durable.
- > The universal input voltage makes worldwide use possible.
- > You can connect one or more distributors to the driver in series (box to box concept).
- > Suitable for project applications.

Supplying

Häfele Loox5 drivers 12 V

Constant voltage 12 V Wall Plug driver	> Page 139
Constant voltage 12 V Loox3S	> Page 140
Constant Voltage 12V Loox5	> Page 141



Häfele Loox5 drivers 24 V

Constant voltage 24 V Loox3S	> Page 142
Constant voltage 24 V Loox5	> Page 143
Constant voltage 24 V (Loox5, 240W)	> Page 144



Häfele Loox converter

Converter 24 V to 12 V	> Page 145
Converter 12 V to 24 V	> Page 145



Supplying


Driver, Constant voltage 12 V

Häfele Loox wall plug driver 12 V



- > Colour: Black
- > Degree of protection: IP20
- > Input voltage: 100–240 V~; 50–60 Hz
- > Output voltage: DC 12 V
- > Standby power consumption: 0.1 W
- > Supplied with: 1 wall plug driver

Plug design/ designation	Output power W	Dim. (L x W x H) mm	Cat. No.
EU	6	61 x 37 x 57	833.74.933
	15	78 x 46 x 68	833.74.935
	27	84 x 50 x 72	833.74.937



+ Leads 12 V

Plug design/ designation	Cat. No.
12 V 4 m lead 2.5 A/22 AWG with 2 slots	833.74.749
4 m lead 2.5 A/22 AWG with 6-way distributor	833.74.748

! **12 V** All sockets for 12 V Loox.

Loox LED Driver

Constant voltage 12 V

Häfele Loox driver constant voltage 12 V



1

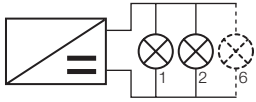


2



3

EXTRA FLAT



Parallel connection

- 1** Article No.: 833.74.960
 $\otimes_1 + \otimes_2 + \dots + \otimes_6 < 20 \text{ W}$
- 2** Article No.: 833.74.962
 $\otimes_1 + \otimes_2 + \dots + \otimes_6 < 40 \text{ W}$
- 3** Article No.: 833.74.964
 $\otimes_1 + \otimes_2 + \dots + \otimes_6 < 60 \text{ W}$
max. 42 W per light output

- > Version: With overload protection
- > Colour: Black
- > Degree of protection: IP20
- > Input voltage: 100–240 V~; 50–60 Hz
- > Output voltage: DC 12 V
- > Number of connections: 6 x consumer, 1 x switch
- > Supplied with: 1 driver with mounting accessories

12 V	Output power W	Output current A	Standby power consumption W	Dim. (L x W x H) mm	Cat. No.
1	0-20	1.67	≤0.1	140 x 50 x 16	833.74.960
2	0-40	3.33	≤0.1	190 x 60 x 16	833.74.962
3	0-60	3.5	≤0.2	230 x 70 x 16	833.74.913

The driver is the heart of the Loox system, and is suitable for connecting to all of the world's most frequently used mains voltages and frequencies. All of the switches in the Loox product range can be connected to the drivers with a universal switch input. All drivers are energy efficient and equipped with overload protection.

- !** > Lead length from driver to switch max. 6 m..
- > Provide for sufficient air supply and circulation at the mounting location of the driver.

+ Country-specific mains leads

- > Description: EU
- > Supplied with: 1 piece

Plug design	Cat. No.
	833.89.002
	833.89.009

Drivers

12 V

Häfele Loox5 driver constant voltage 12 V



EXTRA SLIM

- > Version: With overload protection
- > Colour: Black
- > Degree of protection: IP20
- > Output voltage: DC 12 V +/- 3 %
- > Number of connections: 1x socket Loox5 12 V
- > Life time: >50,000 hours
- > Supplied with: 1 driver with mounting accessories

5 12V	Output power W	Output current A	Mains voltage	Standby power consumption W	Dimensions (L x W x H) mm	Cat. No.
1	20	1.67	100-240 V~; 50-60 HZ	0.07	140 x 50 x 16	833.95.000
			220-240 V~; 50-60 HZ	0.08	140 x 50 x 16	833.95.001
2	40	3.33	100-240 V~; 50-60 HZ	0.12	191 x 60 x 16	833.95.002
3	60	5.00	100-240 V~; 50-60 HZ	0.14	230 x 70 x 16	833.95.003

! 833.95.000 is only permitted for use outside the EU.

! Ambient temperature -25°C to +45°C (60 W: 40°C)
Ensure that there is a sufficient air supply and circulation at the mounting location.
The life time is doubled with an ambient temperature of <30° C.

! The maximum lead length from the Loox5 driver to the device is 10 m. Long cable lengths in combination with large loads (strip light lengths) can result in voltage losses in the cable. This leads to a visible loss of brightness in the lights. The illuminance listed with the lights has been determined by the rated output voltage of the driver (12 V or 24 V).

+ Mains lead, country-specific, C7 socket (small appliance plug), 2 metre lead length

- > Description: EU
- > Supplied with: 1 piece

Plug design	Article No.
	833.89.002
	833.89.009


Note: Distribution and Switching functions can be achieved with the Loox5 12 V Drivers with the help of Connect Mesh System, Box to Box Distributors and Adapters with Switching function.

LOOX 2022, HDE-en, 03/22; Dimensional data not binding. We reserve the right to alter specifications without notice.

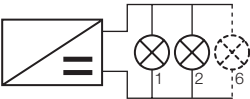
Loox LED Driver

Constant voltage 24 V

Häfele Loox driver constant voltage 24 V



EXTRA FLAT



Parallel connection

- > Version: With overload protection
- > Colour: Black
- > Degree of protection: IP20
- > Input voltage: 100–240 V~; 50–60 Hz
- > Output voltage: DC 24 V
- > Number of connections: 6 x consumer, 1 x switch
- > Supplied with: 1 driver with mounting accessories

24 V	Output power W	Output current A	Standby power consumption W	Dim. (L x W x H) mm	Cat. No.
1	0-20	0.83	≤0.1	140 x 50 x 16	833.77.945
2	0-40	1.67	≤0.1	190 x 60 x 16	833.77.947
3	0-90	3.5	≤0.2	316 x 70 x 16	833.77.949

The driver is the heart of the Loox system, and is suitable for connecting to all of the world's most frequently used mains voltages and frequencies. All of the switches in the Loox product range can be connected to the drivers with a universal switch input. All drivers are energy efficient and equipped with overload protection.

- ! > Lead length from driver to switch max. 6 m.
- > Provide for sufficient air supply and circulation at the mounting location of the driver.

- ! 1 Article No.: 833.77.945
⊗₁ + ⊗₂ + ... + ⊗₆ < 20 W
- 2 Article No.: 833.77.947
⊗₁ + ⊗₂ + ... + ⊗₆ < 40 W
- 3 Article No.: 833.77.949
⊗₁ + ⊗₂ + ... + ⊗₆ < 90 W
max. 84 W per light output

+ Country-specific mains leads

- > Description: EU
- > Supplied with: 1 piece

Plug design	Cat. No.
	833.89.002
	833.89.009

Drivers

24 V

Häfele Loox5 driver constant voltage 24 V



- > Version: With overload protection
- > Colour: Black
- > Degree of protection: IP20
- > Output voltage: DC 24 V +/- 3 %
- > Number of connections: 1x socket Loox5 24 V
- > Life time: >50,000 hours
- > Supplied with: 1 driver with mounting accessories

5 24 V	Output power	Output current	Mains voltage	Standby power consumption	Dimensions (L x W x H)	Cat. No.
	W	A		W	mm	
1	20	0.83	100-240 V~; 50-60 HZ	0.11	140 x 50 x 16	833.95.008
			220-240 V~; 50-60 HZ	0.10	140 x 50 x 16	833.95.009
2	40	1.67	100-240 V~; 50-60 HZ	0.15	191 x 60 x 16	833.95.010
3	90	3.75	100-240 V~; 50-60 HZ	0.21	316 x 70 x 16	833.95.011

! 833.95.008 is only approved for use outside the EU.

! Ambient temperature -25 °C to +45 °C
 Ensure that there is a sufficient air supply and circulation at the mounting location.
 The life time is doubled with an ambient temperature of <30° C.

! Maximum lead length from the Loox5 driver to the device is 10 m. Long cable lengths in combination with large loads (strip light lengths) can result in voltage losses in the cable. These lead to visible loss of brightness in the lights. The illuminance listed with the lights has been determined with the rated output voltage of the driver. (12 V or 24 V).

+ Mains lead, country-specific, C7 socket (small appliance plug), 2 metre lead length

- > Description: EU
- > Supplied with: 1 piece

Plug design	Article No.
	833.89.002
	833.89.009

Note: Distribution and Switching functions can be achieved with the Loox5 12 V Drivers with the help of Connect Mesh System, Box to Box Distributors and Adapters with Switching function.

LOOX:2022, HDE-en, 03/22; Dimensional data not binding. We reserve the right to alter specifications without notice.

Drivers

24 V

Häfele Loox5 driver constant voltage 24 V



Driver 240 W, 200-240 V~
833.95.012

EXTRA POWER

- > Version: With overload protection
- > Colour: Black
- > Degree of protection: IP20
- > Standby power consumption: <0,5 W
- > Output voltage: DC 24 V +/- 3 %
- > Dim. (L x W x H): 234 x 75 x 38 mm
- > Life time: >50,000 hours
- > Supplied with: 1 driver with mounting accessories

5 24 V	Mains voltage	Output power	Output current	Number of connections Loox5 24 V	Cat. No.
		W	A		

200–240 V~: typical input voltage in UK, AU, EU, KR

1	200–240 V~, 50–60 Hz	240 (2 x 120)	2 x 5	2x socket	833.95.012
---	----------------------	---------------	-------	-----------	-------------------

⚠ Please pay attention to the regional input voltage when choosing the driver!

⚠ The maximum lead length from the Loox5 driver to the device is 10 m. Long cable lengths in combination with large loads (strip light lengths) can result in voltage losses in the cable. This leads to a visible loss of brightness in the lights. The illuminance listed with the lights has been determined by the rated output voltage of the driver (12 V or 24 V).

⊕ The 240W LED driver will be powered by a three pin EU plug cable using the below article code
Country-specific mains leads

> Supplied with: 1 piece


Plug design	Article No.
	833.89.265

Note: The Loox5 24 V 240 W Driver is specifically used for cove applications where strip lights of longer lengths are installed that requires overall more power output. Thus switching function is not needed in this case.



Converters

Häfele Loox converter 24 V to 12 V – for connecting 24 V lights to the 12 V system




- > Application: Connecting 24 V lights to the 12 V system
- > Wattage: Input 15 W, output 10 W
- > Primary side: DC 12 V
- > Secondary side: DC 24 V
- > Number of output ports: 3 connections for 24 V lights
- > Supplied with: 1 converter with 200 mm lead

Dimensions (L x W x H) mm	Standby power consumption W	Cat. No.
61 x 34 x 15	0,3	833.77.934

12 V 5 12 V Loox5 12 V driver see page 141
Please order 6-piece adapter set 833.95.753 separately.

! Maximum possible connected rating of 10 W per converter.

Häfele Loox converter 12 V to 24 V – for connecting 12 V lights to the 24 V system



- > Application: Connecting 12 V lights to the 24 V system
- > Wattage: Input 15 W, output 10 W
- > Primary side: DC 24 V
- > Secondary side: DC 12 V
- > Number of output ports: 3 connections for 12 V lights
- > Supplied with: 1 converter with 200 mm lead

Dimensions (L x W x H) mm	Standby power consumption W	Cat. No.
61 x 34 x 15	0,3	833.74.947

24 V 5 24 V Loox5 24 V driver see page 143
Please order 6-piece adapter set 833.77.838 separately.

! Maximum possible connected rating of 10 W per converter.



Give your designs the perfect touch in the bath, vanity or closet areas with Häfele's Aquasys Range of Light Mirrors, consisting of the Aquasys, Aquasys X+ and Aquasys X Series. Beautifully designed, the mirrors add value, functionality and style to any interior space.

Aquasys Light Mirror

Multi-Functional Convenience



Bluetooth Capable Transducer System

- > Plays music from your mobile on the sound system integrated into the mirror



Demister (Mirror Heater)

- > Prevents the mirror from fogging up



Background Lighting

- > Functions as a source of mood and ambient lighting



Front Lighting

- > Offers adjustable lighting option from warm white to natural white


AQUASYS



The mirrors from the Aquasys Series are top-of-the-range models and come feature packed with the following:

- > Front Lighting
 - > Background Lighting
 - > Demister (Mirror heater)
 - > Bluetooth Capable Transducer System
- Application: Bathrooms

AQUASYS X+



The mirrors from the Aquasys X+ Series include mid-range models which have the following features:

- > Front Lighting
 - > Background Lighting
 - > Demister (Mirror heater)
- Application: Bathrooms

AQUASYS X



The mirrors from the Aquasys X Series provide economical options for those looking for mirrors with:


- > Front Lighting
 - > Background Lighting
- Application: Dressing Rooms, Living Rooms & Bathrooms

Aquasys Light Mirror

SIZE VARIANTS & PRODUCT SPECIFICATIONS



900(W) X 600 (H) X 54 (D) mm



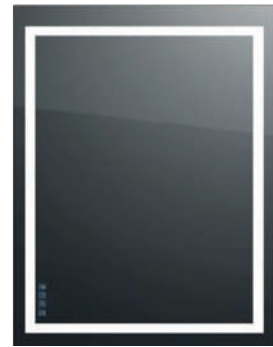
900(W) X 900 (H) X 54 (D) mm



1200(W) X 900 (H) X 54 (D) mm



600(W) X 900 (H) X 54 (D) mm



900(W) X 1200 (H) X 54 (D) mm

Please Note: The size variant can also be installed vertically

Article No.:	983.19.010 (Aquasys) 983.19.110 (Aquasys X+) 983.19.210 (Aquasys X)	983.19.020 (Aquasys) 983.19.120 (Aquasys X+) 983.19.220 (Aquasys X)	983.19.030 (Aquasys) 983.19.130 (Aquasys X+) 983.19.230 (Aquasys X)
Dimensions (W x H x D):	900 x 600 x 54 mm	900 x 900 x 54 mm	1200 x 900 x 54 mm
Colour Temperature:	Warm White (2700K) & Natural White (4000K)		
> Front Lighting:	Warm White (2700K)		
> Back Lighting:	Warm White (2700K)		
Front Lighting Lumen Output:			
> Warm White:	1080 Lm	1080 Lm	1560 Lm
> Cool White:	1230 Lm	1470 Lm	1764 Lm
Colour Rendering Index:	> 90	> 90	> 90
Wattage:	95 W	102 W	111 W
Lux @ 70 cm (luminous Flux / Area):	500		
Nominal Voltage:	DC 12 V		
Input Voltage:	100-240 V; 50-60 Hz		
Material:	LED Profile – Aluminium; Rear Back Plate – Wood		
Switch Type:	Touch LED Illuminated (Operation – Warm White, Stand-by – Blue)		
Demister (Mirror Heater):	Standby after 45 minutes (only applicable for Aquasys and Aquasys X+ Mirrors)		
Sound System:	Bluetooth Transducer System; Password – 0000 (only applicable for Aquasys Mirrors)		
Bluetooth Frequency:	2.4 GHz (only applicable for Aquasys Mirrors)		
Degree of Protection:	IP 44 (Splash-proof for use in wet rooms)		
Warranty:	2 Years		
Energy Efficiency Class:	A		
Certification	BIS/ UL / CUL / SAA / CE / TÜV certified as per EN 1036-1:2007 against corrosion resistance		







Series Name	Article No	Dimensions (W×H×D) mm	Net Weight Kg.	Front Lighting	Background Lighting	Demister Mirror Heater	Bluetooth Capable Transducer System
Aquasys	983.19.010	900 × 600 × 54	10.82	•	•	•	•
Aquasys	983.19.020	900 × 900 × 54	14.88	•	•	•	•
Aquasys	983.19.030	1200 × 900 × 54	19.38	•	•	•	•
Aquasys X+	983.19.110	900 × 600 × 54	9.70	•	•	•	
Aquasys X+	983.19.120	900 × 900 × 54	13.30	•	•	•	
Aquasys X+	983.19.130	1200 × 900 × 54	18.00	•	•	•	
Aquasys X	983.19.210	900 × 600 × 54	9.40	•	•		
Aquasys X	983.19.220	900 × 900 × 54	13.00	•	•		
Aquasys X	983.19.230	1200 × 900 × 54	17.50	•	•		

LED strip lights






Technical data, monochrome 5 mm / 8 mm

	Voltage V	Model Häfele Loox5	Quantity LEDs/m	Colour temper- ature K	Illuminance lx Distance			
					250 mm	500 mm	750 mm	1000 mm

LED strip lights monochrome, 5 mm

	5 12V	LED 2061	120	2700	1860		790	440	270
				3000	1960		850	470	290
				4000	2000		860	480	290
				5000	2060		860	480	290
	5 24V	LED 3041	120	2700	1860		790	440	270
				3000	1960		850	470	290
				4000	2000		860	480	290
				5000	2060		860	480	290

LED strip lights monochrome, 8 mm

	5 12V	LED 2062	60	2700	1050		435	240	145	
				3000	1090		455	245	150	
				4000	1120		460	260	155	
				5000	1130		470	260	160	
	5 24V	LED 3045	120	2700	2145		900	480	300	
				3000	2250		940	505	310	
				4000	2300		950	510	320	
				5000	2300		955	515	320	
			LED 3048	120	2700	2870		1210	665	415
					3000	3000		1270	695	430
					4000	3100		1310	715	445
					5000	3100		1320	715	450

	Wattage W/m	Luminous flux lm/m	Luminous efficiency lm/W	Section length mm	Colour rendering index CRI		Available length		Max. strip length (visual) m	Max. strip length wattage-dependent m on the Loox5 driver per slot				
					R _a	R ₉	5 m	50 m		20 W	40 W	60 W	90W	120 W*
										Current carrying capacity of strip light: 3.5 A				
	9.6	870	91	25	>90	>50	833.74.328	–	3.0	2.00	4.10	4.375	–	–
	9.6	930	97	25	>90	>50	833.74.329	–	3.0					
	9.6	955	99	25	>90	>50	833.74.330	–	3.0					
	9.6	990	103	25	>90	>50	833.74.331	–	3.0					
	9.6	870	91	50	>90	>50	833.76.308	–	5.5	2.00	4.10	–	8.75	8.75
	9.6	930	97	50	>90	>50	833.76.309	–	5.5					
	9.6	955	99	50	>90	>50	833.76.310	–	5.5					
	9.6	990	103	50	>90	>50	833.76.311	–	5.5					
										Current carrying capacity of strip light: 5 A				
	4.8	440	92	50	>90	>50	833.74.336	833.74.340	6.0	4.10	8.30	12.50	–	–
	4.8	465	97	50	>90	>50	833.74.337	833.74.341	6.0					
	4.8	490	102	50	>90	>50	833.74.338	833.74.342	6.0					
	4.8	495	103	50	>90	>50	833.74.339	833.74.343	6.0					
	9.6	920	96	50	>90	>50	833.76.334	833.76.338	8.0	2.00	4.10	–	9.30	12.5
	9.6	970	101	50	>90	>50	833.76.335	833.76.339	8.0					
	9.6	1000	104	50	>90	>50	833.76.336	833.76.340	8.0					
	9.6	1040	108	50	>90	>50	833.76.337	833.76.341	8.0					
	14.4	1270	88	50	>90	>50	833.76.352	833.76.356	6.2	1.30	2.70	–	6.20	8.3
	14.4	1305	91	50	>90	>50	833.76.353	833.76.357	6.2					
	14.4	1340	93	50	>90	>50	833.76.354	833.76.358	6.2					
	14.4	1430	99	50	>90	>50	833.76.355	833.76.359	6.2					

* 240 W driver (2 slots with 120 W each)

LED strip lights

Technical data, monochrome constant current 8 mm / silicone 8 mm

	Voltage V	Model Häfele Loox5	Quantity LEDs/m	Colour tempera- ture K	Illuminance lx Distance			
					250 mm	500 mm	750 mm	1000 mm

LED strip lights monochrome constant current 8 mm

	5 24V	LED 3052	140	2700	4070		1750	970	600
				3000	4160		1780	990	620
				4000	4220		1800	1000	625
				5000	4260		1840	1020	630
	5 12V	LED 2071	60	2700	1050		435	240	145
				3000	1090		455	245	150
				4000	1120		460	260	155
	5 12V	LED 2074	120	2700	2145		900	480	300
				3000	2250		940	505	310
				4000	2300		950	510	320
	5 24V	LED 3071	120	2700	1140		470	250	155
				3000	1190		490	265	160
				4000	1250		510	280	170
				5000	1250		510	280	170
	5 24V	LED 3074	120	2700	2230		925	500	305
				3000	2270		940	505	310
				4000	2400		990	530	330
				5000	2400		990	530	320
	5 24V	LED 3075	140	2700	3135		1295	695	425
				3000	3305		1365	735	450
				4000	3400		1400	750	460
				5000	3400		1400	750	460
	5 24V	LED 3076	120	2700	4035		1650	895	550
				3000	4235		1745	340	575
				4000	4500		1810	990	600
				5000	43400		1810	990	600

LED strip lights multi-white, 8 mm, 3- wire

	5 12V	LED 2073	2 x 60	2700	1025		425	230	145
				5000	1075		445	245	150
	5 12V	LED 2076	2 x 120	2700	2040		850	460	280
				5000	2110		875	470	290
	5 24V	LED 3014	2 x 120	2700	-		-	-	-
				5000	-		-	-	-
				2700	-		-	-	-
				5000	-		-	-	-
	5 24V	LED 3016	2 x 120	2700	-		-	-	-
				5000	-		-	-	-
				2700	-		-	-	-
				5000	-		-	-	-

	Wattage	Luminous flux	Luminous efficiency	Section length	Colour rendering index CRI		Available length		Max. strip length (visual) m	Max. strip length wattage-dependent m on the Loox5 driver per slot				
	W/m	lm/m	lm/W	mm	R _a	R ₉	5 m	50 m		20 W	40 W	60 W	90W	120 W*
										Current carrying capacity of strip light: 5 A				
	19.2	1850	96	50	>90	>50	833.76.378	833.76.382	4.6	1.00	2.00	-	4.60	6.25
	19.2	2015	105	50	>90	>50	833.76.379	833.76.383	4.6					
	19.2	2050	107	50	>90	>50	833.76.380	833.76.384	4.6					
	19.2	2100	109	50	>90	>50	833.76.381	833.76.385	4.6					
	4.8	240	145	4.8	90	>50	833.74.300	-	6.0	4.10	8.30	12.50	-	-
	4.8	245	150	4.8	90	>50	833.74.301	-	6.0					
	4.8	260	155	4.8	90	>50	833.74.302	-	6.0					
	4.8	260	160	4.8	90	>50	833.74.303	-	6.0					
	9.6	920	96	25	90	>50	833.74.308	-	3.5	2.00	4.10	6.20	-	-
	9.6	970	101	25	90	>50	833.74.309	-	3.5					
	9.6	1000	104	25	90	>50	833.74.310	-	3.5					
	9.6	1040	108	25	90	>50	833.74.311	-	3.5					
	4.8	435	91	50	90	>50	833.75.210	833.75.215	9.50	4.10	8.30	18.70	25.00	50.00
	4.8	460	96	50	90	>50	833.75.211	833.75.216	9.50					
	4.8	480	100	50	90	>50	833.75.212	833.75.217	9.50					
	4.8	480	100	50	90	>50	833.75.213	833.75.218	9.50					
	9.6	830	86	50	90	>50	833.75.240	833.75.245	6.50	2.00	4.10	9.30	12.50	25.00
	9.6	905	94	50	90	>50	833.75.241	833.75.246	6.50					
	9.6	960	100	50	90	>50	833.75.242	833.75.247	6.50					
	9.6	940	98	50	90	>50	833.75.243	833.75.248	6.50					
	14.4	1430	99	50	90	>50	833.75.200	833.75.204	4.50	1.30	2.70	6.20	8.30	16.80
	14.4	1500	104	50	90	>50	833.75.201	833.75.205	4.50					
	14.4	1550	108	50	90	>50	833.75.202	833.75.206	4.50					
	14.4	1570	109	50	90	>50	833.75.203	833.75.207	4.50					
	19.2	1490	78	50	90	>50	833.75.250	833.75.255	5.00	1.00	2.00	4.60	6.20	12.40
	19.2	1610	84	50	90	>50	833.75.251	833.75.256	5.00					
	19.2	1670	87	50	90	>50	833.75.252	833.75.257	5.00					
	19.2	1700	89	50	90	>50	833.75.253	833.75.258	5.00					
										Current carrying capacity of strip light: 5 A				
	4.8	425	88	50	>90	>50	833.74.352	-	4.50	4.10	8.30	12.50	-	-
	4.8	465	96	50	>90	>50			4.50					
	9.6	875	91	25	>90	>50	833.74.318	-	3.00	2.00	4.10	6.20	-	-
	9.6	940	97	25	>90	>50			3.00					
	9.6	866	88	50	90	>50	833.72.270	833.72.271	4.00	-	-	-	-	-
	9.6	950	96	50	90	>50			4.00					
	14.4	1296	91	50	90	>50	833.77.280	833.77.281	3.50	-	-	-	-	-
	14.4	1409	97	50	90	>50			3.50					

* 240 W driver (2 slots with 120 W each)

LED strip lights

Technical data, COB monochrome 8 mm / multi-white 8 mm / RGB 10 mm

	Voltage	Model Häfele Loox5	Quantity	Colour temperature	Illuminance lx Distance			
	V		LEDs/m	K	250 mm	500 mm	750 mm	1000 mm

LED silicone strip lights monochrome, 8 mm (4.8 x 10 mm silicone sleeve)

	5 24 V	LED 3046	120	2700	1855		790	435	270
				3000	1895		805	445	275
				4000	1960		840	465	290
				5000	2020		860	475	295

	Voltage	Model Häfele Loox5	Quantity	Colour temperature	Illuminance lx Distance			
	V		LEDs/m	K	250 mm	500 mm	750 mm	1000 mm

LED silicone strip lights monochrome (4 x 10 mm silicone sleeve)

	5 24 V	LED 3099	120	2700	820		190	85	50
				3000	840		195	90	50
				4000	845		205	100	55
				5000	850		215	100	55

	Voltage	Model Häfele Loox5	Quantity	Colour temperature	Illuminance lx Distance			
	V		LEDs/m	K	250 mm	500 mm	750 mm	1000 mm

LED strip lights RGB, 10 mm

	5 24 V	LED 3080	120	RGB	-	-	-	-
---	--------	----------	-----	-----	---	---	---	---

	Wattage	Luminous flux	Luminous efficiency	Section length	Colour rendering index CRI		Available length		Max. strip length (visual)	Max. strip length wattage-dependent m on the Loox5 driver per slot				
	W/m	lm/m	lm/W	mm	R _a	R ₉	5 m	50 m		m	20 W	40 W	60 W	90W
										Current carrying capacity of strip light: 5 A				
	9.6	820	85	50	>90	>50	833.76.342	–	8.0	2.00	4.10	–	9.30	12.5
	9.6	870	91	50	>90	>50	833.76.343	–	8.0					
	9.6	900	94	50	>90	>50	833.76.344	–	8.0					
	9.6	930	97	50	>90	>50	833.76.345	–	8.0					

	Wattage	Luminous flux	Luminous efficiency	Section length	Colour rendering index CRI		Available length		Max. strip length (visual)	Max. strip length wattage-dependent m on the Loox5 driver per slot				
	W/m	lm/m	lm/W	mm	R _a	R ₉	3 m	5 m		m	20 W	40 W	60 W	90W
										Current carrying capacity of strip light: 5 A				
	9.6	500	52	25	90	>50	833.75.260	833.75.265	3.0	2.0	4.25	–	9.375	12.5
	9.6	520	54	25	90	>50	833.75.261	833.75.266	3.0					
	9.6	540	56	25	90	>50	833.75.262	833.75.267	3.0					
	9.6	540	56	25	90	>50	833.75.263	833.75.268	3.0					

	Wattage	Luminous flux	Luminous efficiency	Section length	Colour rendering index CRI		Available length		Max. strip length (visual)	Max. strip length wattage-dependent m on the Loox5 driver per slot				
	W/m	lm/m	lm/W	mm	R _a	R ₉	5 m	50 m		m	20 W	40 W	60 W	90W
										Current carrying capacity of strip light: 3.5 A				
	9.6	530	51	50	–	–	833.76.386	–	6.5	2.00	4.10	–	8.75	8.75

* 240 W driver (2 slots with 120 W each)

** Product-specific restriction)

Light shapes rooms.

Light in furniture is more than just accessories.






Light in furniture is no longer an accessory which can be retrofitted later. Today, light has essential and imperative comfort functions in furniture. Contemporary furniture planning incorporates light as a focus right from the beginning in order to achieve the best possible result for customers.

Light changes spaces.

The interplay of light in rooms and light in furniture promotes a feeling of well-being.



Cooking.



Bright, neutral white light makes for a pleasant illumination of the important work spaces and ensures the proper reflection of the colour of food and products.

Eating.

The combination of direct, flat light for a perfect illumination of the dining table, supplemented with indirect, warm effect lights on ceilings and walls creates an atmospheric ambience.

Relaxation.

The interaction of areas of light and horizons created by light creates a comfortable and cozy atmosphere.



Light and intensity.

When lighting a room, using a combination of several light sources is critical.



In the 1950s, Richard Kelly, a pioneer of lighting design, already differentiated between light to see – ambient luminescence, focal glow – the illumination of an object or area, and play of brilliants – in which the light itself is the object to observe.

Depending on the purpose for the lighting plan of a room and specific areas, task light is used. To create a specific ambiance ambient light is used.




Task light.

For example, the lighting need in a home office can differ and depends on the location of the desk as well as the influx of daylight. When work is done on computer or tablet a glare-free light source is required. Since the screen is the work area, a backlight can be sufficient. However, drawing or writing require a well lit work surface.




Ambient light.

To create an atmospheric ambience, the room light can also be used as indirect lighting in the furniture. Ambient light provides less illumination and serves to create an appealing environment. The light source is often hidden, for example it can be embedded in shelving or behind moldings. It is important that ambient light beams do not create brightly lit surfaces or produce sharp edges.



Light evokes emotions.

Light situations trigger associations: romantic, comfortable, relaxing and cold.



Staging.

Spotlights make the illuminated objects on shelves and showcases the focus. And wall wash light makes wall structures visible.



Highlighting.

Highlighting functional areas with even, bright light is a sensible addition to the general room light.



Setting accents.

The Loox lighting system offers many possibilities to set accents in a room. With the appropriate light composition corners, edges and surfaces can be dramatized.

With a smart lighting plan specific moods can be created in the living environment. The Häfele Loox system can turn a purposefully designed bathroom into a spa. Edge lighting creates an artificial horizon, dimmable spotlights create a candlelight atmosphere. Warm light creates a mood simulating a sunset.

Light and colour.



Light makes colour visible.



Light is made up of electromagnetic waves which only become visible to the human eye through reflection on objects. A red object reflects only the red colour. The other colours are absorbed. All light sources are tested and measured based on the accuracy of their colour reproduction, the so-called colour rendering index (CRI). The higher the CRI, the higher the quality of colour reproduction.

Warm light. Cool light.

The colour of the light, also referred to as colour temperature, controls our state of well-being. Light with a high blue component has an invigorating effect on the body. Just like the cool fresh light of an early morning. By comparison, strong red and yellow-coloured light has a relaxing effect and evokes a state of rest. Just like the warm glow in the late afternoon or a candle.

Consistent colour quality and performance.

An important factor for new technologies is the reliability in use.



Häfele has set high standards for the selection of materials, which are continually tested and certified internationally. Setting a narrow binning is one of them. All LEDs are tested and sorted to specified quality criteria after production. Häfele selects the highest quality class LEDs for maximum life time, energy efficiency and to ensure after market replacement quality.


Light with effect.

Every room comes to life with light and shadows.



Linear light.

Linear illumination is created with LED strip lights. Inside cabinets and shelves, on work surfaces or enclosures of furniture, LED strip lights provide uniform light with a broad area of illumination.



Directional light.

Narrow beam Loox spotlights can create directional lighting effects to highlight specific objects. With surface mounted or built-in spotlights in a row it is possible to achieve flat surface illumination of specific areas. A special effect is created by overlapping cones of light.


Linear illumination can be used to create horizons. With direct light objects can be partially emphasized. Wall wash light can highlight and reinforce structures (stone structures, relief wallpapers).

Light and surfaces.




Depending on the material and structure a surface reacts differently to light. Light is partially absorbed, a part is reflected and depending on the surface it is scattered. With translucent or transmissive materials, the light can also shine through the body.

Depending on the material and structure a surface reacts differently to light.



Dark surfaces.

Dark materials absorb light, so it is necessary to use stronger light. However, too much light destroys the ambiance and comfort.



Bright surfaces.

A bright floor or bright materials reflect the light much better than dark materials. A brightly designed space therefore requires less overall light. Extra effect lighting adds freshness and a feeling of spaciousness to the room.

Light and control.

A Smart Home also includes the smart control of different lighting scenarios inside the building.



The Häfele Loox system offers several solutions for controlling lights; from the direct control via simple switching points to the remote control of more complex lighting scenarios.

In addition to the lighting, digital solutions can also be used to centrally operate and control the stereo, television, heating, alarm system and more.



Remote control of light.

Especially important is the control of light scenarios in multi-functional rooms. Depending on the application remote controls can be used for easy control of several light sources, from multi-white lights to coloured RGB lights.

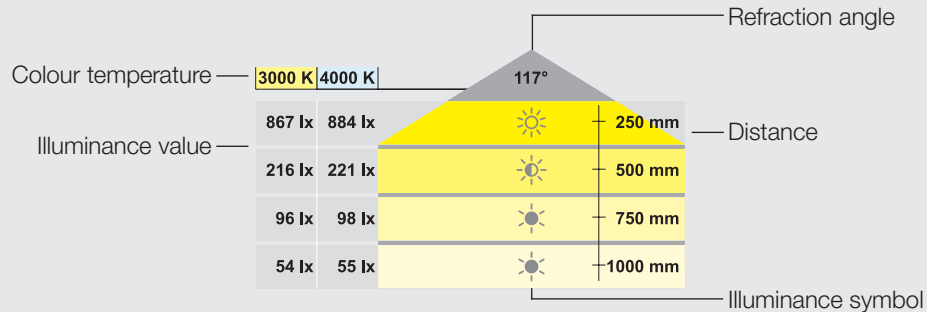
Control light (and more) centrally.




An app connects and centrally controls all installed light components and allows the design of light effects individually with a smartphone or tablet. In this way multiple scenarios can be saved and programmed, or simply retrieved with just by finger tip.



Light effects and lighting technology

Cone of light



	>500 lx
	150–500 lx
	<150 lx



Note:





The illuminance symbol always represents the best value of all colour temperatures and is meant to be for quick guidance only. Please note the specific values of the individual colour temperatures and the refraction angle before ordering!

Recommendation for illumination of interior rooms

Interior room type	Illuminance in Lux on		Colour temperature in K
	Working height: 750 mm	Floor-high	
Kitchens, offices	500	150	2700–4000
Dining area	300	100	2700–4000
Store fixtures, galleries	300–500	150	4000–6500
Bedroom, living room	200–300	100	2700–4000
Bathroom	200–450	150	3500–4000
Storage room	200	100	4000–5000
Traffic areas	–	100	4000–5000
Orientation light	–	25–50	4000–5000

Test symbols and symbols



Product features

-  Dimmable
-  RGB light
-  Multi-white light
-  Bluetooth®: industry standard for data transmission between electronic devices by radio over a short distance. The Bluetooth® word mark and logos are registered trademarks of Bluetooth SIG, Inc., and Häfele uses these marks under licence. Other trademarks and names are the propriety of their respective owners.

Certifications / test marks

-  Confirmation from the manufacturer that the product complies with the product-specific applicable European norms and standards. Häfele will not use the certification in advertising.
-  Restriction of Hazardous Substances (EU directive 2011/65/EU). Häfele will not use the certification in advertising.
-  UK Conformity Assessed (United Kingdom)
-  Underwriters Laboratories, correspondence with the national standards in the USA and Canada
-  Energy efficiency standard VI of the United States Department of Energy
-  Product Safety Electrical Appliance and Material Safety Law (for Japan)
-  Regulatory Compliance Mark (for Australia)
-  China Compulsory Certification
-  Eurasian Conformity, for CU countries (Russia, Kazakhstan, Belarus)
-  Bureau of Indian Standards (India)
-  Korea Certification Mark
-  CMIM (Morocco)
-  Bureau of Standards, Metrology & Inspection BSMI (for Taiwan)
-  Thai Industrial Standards Institute TISI
-  European Norms Electrical Certification, with specification of the testing laboratory (one of 18 European national institutes)
-  TÜV test symbol
-  VDE test symbol
-  Declaration of Conformity for telecommunication and radio equipment (USA)
-  Telecommunication and Radio Equipment (Japan)

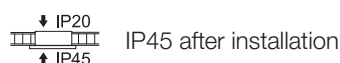
Protection classes

-  Protection class II
-  Protection class III







Degrees of protection

Lights which do not specify the degree of protection have IP20 in accordance with DIN 40050.



- IP20** Protection against solid foreign bodies ($\varnothing > 12.5$ mm), protection against splash water on all sides
- IP44** Protection against solid foreign bodies ($\varnothing > 1$ mm), protection against splash water on all sides
- IP45** Protection against solid objects ($\varnothing > 1$ mm), protection against water jets
- IP54** Dust protected, protection against splash water on all sides
- IP65** Dustproof, protection from water spray (jet) from any angle.
- IP67** Dustproof, protection against temporary immersion in water



Safety symbols


-  Installation permitted on or in furniture whose ignition properties are unknown.
-  Max. surface temperature in case of fault
-  Lights to be used indoors only. Not to be used outdoors!
-  Do not use components that impede thermal radiation.
-  Waste of Electrical and Electronic Equipment. Do not dispose of in residential waste!
-  Driver, converts alternating current to direct current

Voltage supply

- SELV** Safety Extra Low Voltage
-  Independent operating unit for use outside of light without additional cover.
-  Short-circuit proof with safety isolation

Information

Technical terms

<p>Binning</p>	<p>During industrial manufacture, LEDs differ from each other with regard to colour, luminous flux (brightness) and forward voltage. In order to achieve consistent light quality with the same brightness level and a uniform light colour, they are therefore sorted according to colour, luminous flux and forward voltage and separated into bins (“containers”) during manufacture. This sorting process is known as Binning. Häfele exclusively uses bins with a high degree of brightness in order to achieve high efficiency.</p>
<p>COB</p>	<p>see LED</p>
<p>Colour rendering index CRI</p>	<p>The colour rendering index is a parameter that can be used to compare the colour rendering quality of light sources at the same colour temperature. The higher the value, the better the colour rendering. A value of 100 corresponds to the colour rendering of daylight.</p>
<p>Constant current technology</p>	<p>The same current flows through each LED. This means that all LEDs have the same brightness, and a drop in luminous flux is eliminated. This increases the maximum visual length of the strip lights.</p>
<p>Drop in luminous flux</p>	<p>The brightness of the LEDs on LED strip lights decreases with the length of the strip light due to the increasing resistance of the copper line. A drop in luminous flux from the first to the last LED of up to 30% is imperceptible to the human eye. Häfele therefore specifies a maximum strip light length for this visual value. Generally, it is possible to operate strip lights with longer lengths, but a difference in brightness will be visible. Exception: the LEDs of the strip lights with constant current technology (LED 2077/3050/3051/3052) are almost identical.</p>
<p>Energy efficiency class</p>	<p>The European Union's energy consumption labelling was determined on classes A to G as of 1 September 2021. The relevant regulation is the EU 2019/2015.</p>
<p>Human Centric Lighting (Time of day-dependent light colours)</p>	 <p>Light influences well-being and the productivity of the users. One of the goals of light planning is therefore to adapt the brightness and colour temperature to the needs of the people. It is about the Human Centric Lighting planning concept. As well as the function of the room, the time of day of use plays an important part. The rule of thumb for rooms with a working function or for early times of day is: cold and bright light supports high concentration and productivity (the production of melatonin in the body is suppressed). Well-being areas or a later time of day require warmer, dimmed light to support the relaxation process of the users.</p> <p>The following Häfele products are suitable for the requirements of Human Centric Lighting:</p> <ul style="list-style-type: none"> > Multi-white lights make it possible to change the colour temperature > Häfele Connect Mesh makes it possible to control the colour of multi-white lights or design day-dependent light scenes with monochrome lights with different colour temperatures.
<p>Illuminance</p>	<p>The illuminance is the luminous flux (lm) in relation to a surface (m²) and it is indicated in Lux (lx). It is used to measure the brightness with which a surface is illuminated.</p>
<p>LED</p>	<p>A light-emitting diode (LED) is a semi-conductor element that emits light when electricity passes through it. This semi-conductor element consists of a crystal that is attached to a metal holder and encapsulated in a phosphor layer which converts the light that is generated into white light. COB LED's generate extensive light. This is achieved by arranging several small LEDs in close proximity to each other and covering them with a shared phosphor layer. COD LEDs are used in point lights or linear lights (strip lights).</p>

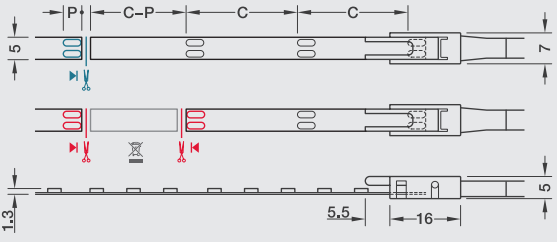
Information

Technical terms

<p>Life time</p>	<p>Specified in operating hours. The life time mainly depends on the warming of the products. The hotter the environment, the shorter the life time. The replacement rate in years is calculated from the total life time and the average operating time per annum. The following table can be used as a planning aid. The specified life time relates to L70/B50.</p> <table border="1" data-bbox="469 521 1476 768"> <thead> <tr> <th>Indoor use</th> <th>Annual operating time (EN 15193) hours</th> <th>Replacement rate Years</th> <th>Life time installation Hours</th> </tr> </thead> <tbody> <tr> <td>Office</td> <td>2,500</td> <td>20</td> <td>50,000</td> </tr> <tr> <td>Education</td> <td>2,000</td> <td>25</td> <td>50,000</td> </tr> <tr> <td>Hospital</td> <td>5,000</td> <td>10</td> <td>50,000</td> </tr> <tr> <td>Hotel</td> <td>5,000</td> <td>10</td> <td>50,000</td> </tr> <tr> <td>Restaurant</td> <td>2,500</td> <td>10</td> <td>25,000</td> </tr> <tr> <td>Shop</td> <td>5,000</td> <td>10</td> <td>50,000</td> </tr> </tbody> </table>	Indoor use	Annual operating time (EN 15193) hours	Replacement rate Years	Life time installation Hours	Office	2,500	20	50,000	Education	2,000	25	50,000	Hospital	5,000	10	50,000	Hotel	5,000	10	50,000	Restaurant	2,500	10	25,000	Shop	5,000	10	50,000
Indoor use	Annual operating time (EN 15193) hours	Replacement rate Years	Life time installation Hours																										
Office	2,500	20	50,000																										
Education	2,000	25	50,000																										
Hospital	5,000	10	50,000																										
Hotel	5,000	10	50,000																										
Restaurant	2,500	10	25,000																										
Shop	5,000	10	50,000																										
<p>Life time Lx/By</p>	<p>The service life is specified in hours. L represents the proportion of the original luminous flux that is still radiated by the light after the service life. B represents the failure rate in percent (not a complete failure, but the proportion of lights which drop below the value in L).</p> <p>Example of life time L80/B10 >50000 h: At the end of the life time of at least 50,000 hours, the light still radiates 80 % of its original luminous flux. Of 10 lights of the same type, 1 light drops below this amount of luminous flux.</p>																												
<p>Light colour and colour temperature</p>	<p>Häfele makes a distinction between 3 light colours: Monochrome = single-colour white Multi-white = changeable white RGB = multicoloured A combination is also possible: RGBW = coloured or white (the monochrome LEDs and RGB LEDs are actuated separately)</p> <p>The colour temperature is a specification of the colour appearance of a monochrome light source and is measured in Kelvin (K). The lower the colour temperature, the warmer (redder) the light colour; the higher the colour temperature, the cooler (bluer) the light colour. Monochrome light sources with a colour temperature below 3400 K are considered "warm white" by Häfele, monochrome light sources with a colour temperature between 3400 K and 5700 K are considered "cool white". Above 5700 K, the light colour is referred to as "daylight white".</p>																												
<p>Light permeability</p>	<p>Ratio of transmitted light to incidental light. An ideal transparent body has light permeability of 100 %.</p>																												
<p>Lumen</p>	<p>See luminous flux</p>																												
<p>Luminous efficiency</p>	<p>The luminous efficacy is the ratio of the luminous flux and the wattage absorbed. It is used to measure the operating efficiency of the light source. It is indicated in Lumen per Watt (lm/W).</p>																												
<p>Luminous flux</p>	<p>It is indicated in Lumen (lm). The luminous flux indicates the light output, i.e. the quantity of light a source emits. The value may be subject to measurement and production-related fluctuations of ± 10 %.</p>																												
<p>Lux</p>	<p>See illuminance</p>																												
<p>Monochrome</p>	<p>Häfele describes white light emitted by a single-coloured LED as monochrome light. Physically, the white light consists of different wavelengths, but to the viewer it looks like monochrome white light. Monochrome lights are available in different light colours/colour temperatures from warm white to daylight white. Single-colour red, blue or green light emitted by a single LED is also referred to as monochrome, and physically consists of just one wavelength or a very narrow spectrum of wavelengths.</p>																												
<p>Multi-white</p>	<p>The multi-white light colour is mixed from two monochrome light colours (e.g. warm white and daylight white) almost seamlessly with Häfele Connect Mesh. Note: if only one wire of the multi-white adapter is connected to a standard 6-way distributor with switching function, the light can be operated as a monochrome light with just one light colour (e.g. warm white or cool white). No other Connect Mesh component is then required, apart from the adapter.</p>																												
<p>Refraction angle</p>	<p>The specified beam angle (half-value angle) defines the idealised cone-shaped area in which the illuminance is at least 50 %. The full illuminance is achieved at the centre of the cone.</p>																												

Information

Technical terms

<p>RGB</p>	<p>The light colour RGB is the abbreviation for red, green and blue. With Häfele Connect Mesh, hundreds of colour combinations are mixed from the three primary colours.</p> <p>Note: if only one wire of the multi-white adapter is connected to a standard 6-way distributor with switching function, the light can be operated as a monochrome light with just one light colour (e.g. red, green or blue). Of course, 2 wires can also be connected in order to mix the colours. No other Connect Mesh component is required, apart from the adapter.</p>
<p>RoHS – Lead in Loox products</p>	<p>Loox Products by Häfele are lead-free and adhere to the RoHS guidelines. RoHS is part of CE conformity. All Loox products are CE compliant. Häfele does not advertise the CE conformity in its catalogues, since only CE compliant products are allowed to be offered. The declaration of conformity is available online at www.hafele.com</p>
<p>Shortening or connecting LED strip lights</p>	 <p>C = cut length, P = length of contact surface</p> <p>Shortening Loox5 LED strip lights (blue) One contact side remains with the offcut; this can be re-used</p> <p>Connecting Loox5 LED strip lights (red) Two contact sides are required</p>
<p>Transmittance</p>	<p>See light permeability</p>

Information

Technical questions



1. Illuminating

If the illuminance of an LED strip light is measured with or without a diffuser?	The illuminance is measured at the LED strip light without a diffuser and without a profile, since the profile and the diffusers can be variably combined with the strip lights. With diffusers the light permeability is specified in order to be able to estimate the loss. In case of doubt, we recommend carrying out a test to check out the effect of profiles.
How do I clean an LED strip light?	LED strip lights without a silicone sleeve do not require cleaning. Silicone strip lights can be wiped down with a damp antistatic cloth. Scouring agents and aggressive cleaners can destroy the surface and attack the LEDs.
Can an LED flexible strip light be used behind acrylic glass?	This may be so, but the acrylic glass amplifies the minimal colour differences between the LEDs (binning) many times, making the smallest colour deviations more visible.
How is consistent bulb light colour guaranteed?	Häfele makes high demands on the selection of the materials. All Loox5 strip lights contain high-quality and long-lasting LEDs from Samsung and Lumileds. Setting very tight quality specifications ensures not only luminous flux and breakdown voltage, but also consistent light colour for follow-up purchases.
Can Loox lights be used in RVs/boats/cars?	Voltage fluctuations may occur in the on-board power supply. Loox/Loox5 products are designed to have a voltage tolerance of $\pm 5\%$ in relation to the nominal voltage of 12 V and 24 V. Should higher voltages occur for extended or even brief periods, a voltage stabiliser/smoothener must be used in addition on site in order to prevent dangerous overheating or damage to the light. Special LED strip lights with constant current control (e.g. LED 2077) from our Loox5 product range can be used without voltage stabiliser/smoothener. The requirements with regard to electromagnetic compatibility must also be observed during installation. These are defined in Regulation No. 10 of the Economic Commission for Europe of the United Nations (UN/ECE R10). Our Loox/Loox5 products are currently not reviewed for compliance with this regulation.
Can I use Loox in saunas and bathrooms?	Yes. This applies to all lights which provide protection of at least IP44 (better IP67) when installed. This is sufficient for many applications. LED silicone strip lights are IP44 protected as well. However, it must be ensured that the driver and mains lead are dry. Attention must also be paid to the maximum ambient temperature.



2. Extending

What expansion options are possible?	The Loox system can be extended with charging stations (USB and inductive) and sound systems (e.g. exciter speakers).
What is the best way to use an exciter speaker?	Can be installed on glass and mirror glass (3–6 mm each), acrylic glass (3 mm), chipboard (10–20 mm) and mineral composite boards.



3. Switching

How can sensor switch malfunctions be avoided (Ø 12 mm)?	Check for correct switch installation. The TOP lettering on the switch must point upwards in the installation situation.
Can Loox lights be operated using multiple switches?	Yes: Up to three switches on the 6-way distributor with multi-switching function (configurable in three operating modes) or several switches on a multi switch box (up to three switches on a single box; up to five switches on two cascaded boxes).
How long may the lead between the driver and the device be?	The maximum lead length from the Loox5 driver to the device is 10 m. Long cable lengths in combination with large loads (strip light lengths) can result in voltage losses in the cable. These lead to visible loss of brightness in the lights. The illuminance listed with the lights has been determined with the rated output voltage of the driver. (12 V or 24 V).
Can you use 12 V and 24 V lights on the same distributor?	Yes, please use the respective converter.

Information

Technical questions



4. Networking

Is Connect Mesh compatible with previous Loox generations?	Yes, please use appropriate adapters. Multi-white lights from the previous Loox generation can also be connected to the Häfele Connect Mesh 6-way distributor via 9-way adapters and Loox5/Loox adapters.
What is meant by standalone mode?	Standalone mode is the operation mode in which the remote control or wall switch can create and operate a pre-configured Bluetooth Mesh network without using the Connect Mesh App. The only restriction is the definition of one colour system (monochrome, multi-white or RGB). This means that in contrast to operation with the Connect Mesh App, mixed operation of the colour systems is not possible.
Can I back up my network?	Yes, that is possible and recommended. The network can be backed up using various options via the export function in the Connect Mesh App. For more information, see the operating instructions and the help in the app.
Can I share the network with other users?	Yes, that is possible. The export/import function within the Connect Mesh app is used for this purpose. For more information, see the operating instructions and the help in the app.
Can you switch off a light scene?	A light scene represents a defined condition. In this way, a light scene is always activated (or switched on). Switching off the light requires another defined status with switched off lights. This can be set via the scene or by means of group switching.
What is the service life of the battery?	The life time depends on the type of use. Depending on the device, between 1,800 and 3,600 duty cycles or approx. 1 year are possible.
Where can you read off the battery status?	The battery status can be queried for each individual device in the Connect Mesh app.
How does the reset of Connect Mesh components work?	The majority of components can be reset using the reset button (hold down for 8 seconds), except 850.00.046 see operating instructions. Flashing of the LED indicates a successful reset.
2-channel interface: can consumers be dimmed?	The interface is exclusively for on/off switching functions.
Why is the LED of the Connect Mesh 6-way distributor continuously on?	The distributor is coupled and ready for use.
Why is the LED of the Connect Mesh 6-way distributor flashing?	The distributor is ready for coupling (provisioning).
What is the range of my Connect Mesh network?	The range specification applies if there is unobstructed visibility. Obstacles and electromagnetic interference sources can reduce the range. The Bluetooth range of a single device is up to 10 m. The range can be significantly increased in the network composite, since the individual Mesh devices communicate with each other in a multidirectional way.



5. Distributing

Can multiple distributors be cascaded?	Yes, the individual limits are the output of the driver and the maximum lead length of 10 m from the driver to the light/charging station.
Can multiple 6-way distributors with a switching function be cascaded?	Yes, and switches can also be used. This makes the switch of the first box the master switch. Note: only the last level in a cascade can contain dimmers. Dimmers at a higher level would interfere with the switching function of the downstream distributors.
How many Watts does a 6-way distributor use?	A 6-way distributor with switching function has power consumption of 0.1 W. A Häfele Connect Mesh 6-way distributor has power consumption of 0.5 W. No power consumption has to be taken into consideration for distributors without a switching function.
What is the life time of the products in permanent operation?	Loox5 drivers >50,000 hrs. at a maximum ambient temperature (40 °C/45 °C), wall plug drivers 30,000 hrs. at an ambient temperature of max. 40 °C. Provide for sufficient air supply and circulation at the mounting location of the driver. At an ambient temperature <30° C, the life time is doubled. Loox5 LED strip lights >50,000 hrs. at an ambient temperature of max. 45 °C. Cooling with an aluminium profile is recommended from 9.6 W/m.

Information

Technical questions

What does AWG mean in the specification of cables?

AWG stands for American Wire Gauge. It is the coding for wire diameters in electrical leads that are mainly used in North America. This identifies the cross-section of wires in electrical leads that consist of strands and wire.

What is the current carrying capacity of a cable?

Häfele allows the following current carrying capacity and wattage:

Type of cable	24 AWG		22 AWG		20 AWG		18 AWG	
Current carrying capacity	1,5 A		2,5 A		3,5 A		5,0 A	
Voltage	12 V	24 V	12 V	24 V	12 V	24 V	12 V	24 V
Wattage	18 W	36 W	30 W	60 W	42 W	84 W	60 W	120 W



The type of cable is imprinted on the coating of the cable.



6. Supplying

May I use drivers from other manufacturers?

In order to ensure the safety and functionality of the installation, only Loox drivers or drivers that have been explicitly approved by Häfele may be used. If a qualified electrician installs the system, Loox may also be connected and coupled with on-site electrical equipment. However, we explicitly point out that these tasks must be performed by a qualified electrician.

Why do the lights have to be plugged in first before the driver is connected to the mains voltage via the mains lead?

If the driver is connected to the mains voltage first, electrical power is output at the secondary side, which leads to overvoltage and therefore damage to the lights if they are connected.

Why does my LED light flash?

Flashing is a sign of (under or) overloading. Use a driver with higher power or reduce the number of devices.

How do I create an inspection opening in the cabinet?

Tip: install the drivers/distributors in the furniture plinth or above the cabinet top (with cover). Provide bases or cabinet tops with an opening and cover them with an additional removable positive-fitting shelf. Only the shelf needs to be removed for inspecting.

Other answers to technical questions.




www.hafele.com

Documentation on the Internet

Video guides

Language neutral for all markets

Language-independent videos are available for the Loox radio remote controls and other selected products at www.haefele.de next to the item.



Installation instructions

Language-neutral installation instructions are available for all Häfele Loox lighting systems.

HÄFELE

LED 3069

833.76.391
833.76.392
833.76.393
833.76.394

24V	W/m	max. (m)				LEDs/m	T _A
		20W	40W	80W	270W		
LED3069	8.0	2.5	5.0	11.25	11.25	5.000 x 8 x 1.5	20 °C – +45 °C -4 °F – +113 °F

HDE 04 11/2021

Energy label

The European Union's energy consumption labelling was determined on classes A to G on 1 September 2021. The relevant regulation is EU 2019/2015.

ENERGY

Loox5
833.75.174

The energy label is available for downloading at www.haefele.de or via the EPREL database.

- A
- B
- C
- D
- E
- F
- G

4
kWh/1000h

2019/2015

**Mumbai Design Centre:**

Haji Moosa Patrawala Ind.(SOBO)
Estate, Near Famous Studio,
Mahalaxmi (West), Mumbai - 400 011
Tel.: 022 6264 7100

Mumbai Design Centre:

#2 Filix Building, Opp. Asian Paints,
L.B.S. Marg, Bhandup (West),
Mumbai - 400 078
Tel.: 022 2596 9660/
2596 9787/2594 7305

New Delhi Office & Design Centre:

D-89 , 1st Floor, Okhla Phase-I,
New Delhi - 110 020
Tel.: 011-66574999
Fax: 011-41605482

Bangalore Office & Design Centre:

Incubex Nestavera Spaces Pvt Ltd,
No:13, Langford Place, Langford Road,
Shanti Nagar, Bangalore - 560 025
Tel.: 080 4132 6116
Fax: 080 4132 6226

Bangalore**Hafele Appliances Gallery:**

No. 2/1, Shiv Manor, Langford Road,
Shantinagar, Bangalore - 560027
Tel.: 080 - 4142 6336

Sri Lanka:**Hafele Office and Design Centre:**

52, Nandana Gardens
(On Duplication Road), Colombo 04.
Tel: +94 112 500 501
Fax: 0094 112 500 553

Hafele Design Centre:

448, Galle Road, Rawathawatta,
Moratuwa, Sri Lanka.
Tel.: +94 112 644 600

Hafele Design Centre:

752 Peradeniya Rd,
Kandy 20000, Sri Lanka.
Tel.: +94 812 223 338

Hyderabad Office & Design Centre:

SJR Building - # 1-57/89/1 & 1-57/89/2
Opp Allahabad Bank, Gachibowli,
Hyderabad – 500032
Tel.: 040 29557578 / 040 29557588

Kolkata Design Centre:

PS PACE, Premises No. 1/1A,
Mahendra Roy Lane, Topsia,
Kolkata - 700 046
Tel.: 033 40086814 / 033 40089268
Fax: 033 24988020

Kolkata Office:

Office No. 1001, PS Continental,
10th Floor, 83/2/1 Topsia Road,
Near Vishwakarma Building.
South Kolkata - 700046
Tel: 033-2285 0104 /
033-2285 0105 / 033-2285 0106

Chennai Office & Design Centre:

1st Floor No.24, College Road,
Nungambakkam, Chennai - 600 006
Tel.: 044 - 4215 1542
Fax: 044 2446 0922

Pune Design Centre:

Showroom No. 2, Ground Floor,
F P no. 403, A/2, ICC Trade Tower,
Senapati Bapat Marg,
Shivaji Nagar, Pune -411016
Tel.: 020 2563 3301
Fax: 020 2563 3302

Pune Office:

Office No. 12, Vastushree Complex,
Survey No.587,
Near Hyde Park, Gultekdi,
Market Yard, Pune - 411 037
Tel.: 020 2426 6264
Fax: 020 2426 6274

Ahmedabad Office:

Hafele India Pvt. Ltd., Office No. 302,
3rd Floor, Shangrila Arcade, Near
Shyamal Cross Road, Satellite,
Ahmedabad - 380015
Tel.: +91 79695 55505 / 8866220505

Cochin Office:

Jomer Symphony, 5th Floor, 48/1744
C34, Chalikkavattom, North Ponnuranni,
Vytila, Cochin- 682010

Bangladesh Office:

2nd Floor, House - 181, Road - 2,
Mohakhali DOHS, Dhaka - 1206.
Tel.: 01844018431/ 01844018432/
01844018433/ 01844018437

Bangladesh Design Center:

House - 106, Road - 12,
Block - E, Banani, Dhaka - 1213
Tel.: 02-48810380-81

Nepal:

UHS Holdings Pvt. Ltd.
Kathmandu-2, Gairidhara Chowk, Nepal.
Mob.: +977 9802338800

Bhutan:

SMART HOMES
Gr. Floor, Druk Building (Opp Helipad)
Babesa -Thimpu Expressway, Thimpu
Tel.: +975-2-333419
Mob.: +975-77277615, 17839717,
77114228,1760063,17669840

HAFELE

Mumbai Corporate Office:

Office No. 3, Building "A", BETA,
I Think Techno Campus, Off J.V.L.R.,
Opp. Kanjurmarg East, Mumbai – 400 042.
Tel.: 022 6142 6100 • Fax: 022 6702 0531.

For Enquiries SMS "HAFELE" to 56070

Toll Free Customer Care: 1800 266 6667
Customer Care WhatsApp: +91 97691 11122
customer care@hafeleindia.com
info@hafeleindia.com

Follow us on

